


SUMMARY OF APPROVED BUDGET, UTILIZATIONS, DISBURSEMENTS AND BALANCES BY OBJECT OF EXPENDITURES
(For Off-Budgetary Funds)
As at the Quarter Ending June 30, 2023


Department : Department of National Defense (DND)
 Agency/Entity : National Defense College of the Philippines
 Operating Unit : < not applicable >
 Organization Code (UACS) : 17 003 0000000
 Fund Cluster : 06 - Business Related Funds
 (e.g. UACS Fund Cluster: 05-Internally Generated Funds and 06-Business Related Funds)


Particulars	UACS CODE	Approved Budget			Utilizations					Disbursements					Balances			
		Approved Budgeted Revenue	Adjustments (Reductions, Modifications/ Augmentations)	Adjusted Budgeted Revenue	1st Quarter Ending March 31	2nd Quarter Ending June 30	3rd Quarter Ending September 30	4th Quarter Ending December 31	Total	1st Quarter Ending March 31	2nd Quarter Ending June 30	3rd Quarter Ending September 30	4th Quarter Ending December 31	Total	Unutilized Budget	Unpaid Obligations (10-15)=(17+18)		
																Due and Demandable	Not Yet Due and Demandable	
1	2	3	4	5=(3+(-4))	6	7	8	9	10=(6+7+8+9)	11	12	13	14	15=(11+12+13+14)	16=(5-10)	17	18	
SUMMARY																		
A. AGENCY SPECIFIC BUDGET																		
Maintenance and Other Operating Expenses		2,477,669.84	0.00	2,477,669.84	196,257.72	646,888.38	0.00	0.00	845,146.10	194,816.24	545,574.59	0.00	0.00	740,390.83	1,632,523.74	0.00	104,755.27	
Supplies and Materials Expenses	5020300000	976,332.00	0.00	976,332.00	131,224.92	247,077.00	0.00	0.00	378,301.92	128,158.44	154,461.17	0.00	0.00	282,619.61	598,030.08	0.00	95,882.31	
Office Supplies Expenses	5020301000	260,000.00	0.00	260,000.00	102,216.00	91,000.00	0.00	0.00	193,216.00	99,149.52	3,066.48	0.00	0.00	102,216.00	66,784.00	0.00	91,000.00	
Office Supplies Expenses	5020301002	260,000.00	0.00	260,000.00	102,216.00	91,000.00	0.00	0.00	193,216.00	99,149.52	3,066.48	0.00	0.00	102,216.00	66,784.00	0.00	91,000.00	
Semi-Expendable Machinery and Equipment Expenses	5020321000	186,132.00	0.00	186,132.00	19,148.00	97,132.00	0.00	0.00	116,280.00	19,148.00	94,218.04	0.00	0.00	113,366.04	69,852.00	0.00	2,913.96	
Semi-Expendable Machinery and Equipment Expenses	5020321000	186,132.00	0.00	186,132.00	19,148.00	97,132.00	0.00	0.00	116,280.00	19,148.00	94,218.04	0.00	0.00	113,366.04	69,852.00	0.00	2,913.96	
Other Supplies and Materials Expenses	5020399000	530,200.00	0.00	530,200.00	9,860.92	58,945.00	0.00	0.00	68,805.92	9,860.92	57,176.65	0.00	0.00	67,037.57	461,394.08	0.00	1,768.35	
Other Supplies and Materials Expenses	5020399000	530,200.00	0.00	530,200.00	9,860.92	58,945.00	0.00	0.00	68,805.92	9,860.92	57,176.65	0.00	0.00	67,037.57	461,394.08	0.00	1,768.35	
Communication Expenses	5020500000	40,800.00	0.00	40,800.00	10,199.98	10,200.00	0.00	0.00	20,399.98	10,199.98	10,200.00	0.00	0.00	20,399.98	20,400.02	0.00	0.00	
Cable, Satellite, Telegraph and Radio Expenses	5020504000	40,800.00	0.00	40,800.00	10,199.98	10,200.00	0.00	0.00	20,399.98	10,199.98	10,200.00	0.00	0.00	20,399.98	20,400.02	0.00	0.00	
Cable, Satellite, Telegraph and Radio Expenses	5020504000	40,800.00	0.00	40,800.00	10,199.98	10,200.00	0.00	0.00	20,399.98	10,199.98	10,200.00	0.00	0.00	20,399.98	20,400.02	0.00	0.00	
General Services	5021200000	290,037.84	0.00	290,037.84	24,169.82	96,679.28	0.00	0.00	120,849.10	24,169.82	96,679.28	0.00	0.00	120,849.10	169,188.74	0.00	0.00	
Janitorial Services	5021202000	290,037.84	0.00	290,037.84	24,169.82	96,679.28	0.00	0.00	120,849.10	24,169.82	96,679.28	0.00	0.00	120,849.10	169,188.74	0.00	0.00	
Janitorial Services	5021202000	290,037.84	0.00	290,037.84	24,169.82	96,679.28	0.00	0.00	120,849.10	24,169.82	96,679.28	0.00	0.00	120,849.10	169,188.74	0.00	0.00	
Repairs and Maintenance	5021300000	1,114,500.00	(6,000.00)	1,108,500.00	24,575.00	289,932.10	0.00	0.00	314,507.10	24,200.00	281,234.14	0.00	0.00	305,434.14	793,992.90	0.00	9,072.96	
Repairs and Maintenance - Buildings and Other Structures	5021304000	744,000.00	0.00	744,000.00	12,075.00	99,932.10	0.00	0.00	112,007.10	12,075.00	96,934.14	0.00	0.00	109,009.14	631,992.90	0.00	2,997.96	
Buildings	5021304001	624,000.00	0.00	624,000.00	12,075.00	99,932.10	0.00	0.00	112,007.10	12,075.00	96,934.14	0.00	0.00	109,009.14	511,992.90	0.00	2,997.96	
Other Structures	5021304099	120,000.00	0.00	120,000.00	0.00	0.00	0.00	0.00	0.00	0.00	0.00	0.00	0.00	0.00	120,000.00	0.00	0.00	
Repairs and Maintenance - Machinery and Equipment	5021305000	370,500.00	(6,000.00)	364,500.00	12,500.00	190,000.00	0.00	0.00	202,500.00	12,125.00	184,300.00	0.00	0.00	196,425.00	182,000.00	0.00	6,075.00	
Office Equipment	5021305002	0.00	0.00	0.00	6,000.00	0.00	0.00	0.00	6,000.00	5,820.00	0.00	0.00	0.00	5,820.00	(6,000.00)	0.00	180.00	
Other Machinery and Equipment	5021305099	370,500.00	(6,000.00)	364,500.00	6,500.00	190,000.00	0.00	0.00	196,500.00	6,305.00	184,300.00	0.00	0.00	190,605.00	168,000.00	0.00	5,895.00	
Other Maintenance and Operating Expenses	5029900000	56,000.00	6,000.00	62,000.00	8,088.00	3,000.00	0.00	0.00	11,088.00	8,088.00	3,000.00	0.00	0.00	11,088.00	50,912.00	0.00	0.00	
Printing and Publication Expenses	5029902000	0.00	6,000.00	6,000.00	0.00	0.00	0.00	0.00	0.00	0.00	0.00	0.00	0.00	0.00	6,000.00	0.00	0.00	
Printing and Publication Expenses	5029902000	0.00	6,000.00	6,000.00	0.00	0.00	0.00	0.00	0.00	0.00	0.00	0.00	0.00	0.00	6,000.00	0.00	0.00	
Other Maintenance and Operating Expenses	5029999000	56,000.00	0.00	56,000.00	8,088.00	3,000.00	0.00	0.00	11,088.00	8,088.00	3,000.00	0.00	0.00	11,088.00	44,912.00	0.00	0.00	
Other Maintenance and Operating Expenses	5029999000	56,000.00	0.00	56,000.00	8,088.00	0.00	0.00	0.00	8,088.00	8,088.00	0.00	0.00	0.00	8,088.00	47,912.00	0.00	0.00	


Department : Department of National Defense (DND)
Agency/Entity : National Defense College of the Philippines
Operating Unit : < not applicable >
Organization Code (UACS) : 17 003 0000000
Fund Cluster : 06 - Business Related Funds
 (e.g. UACS Fund Cluster: 05-Internally Generated Funds and 06-Business Related Funds)

Particulars	UACS CODE	Approved Budget			Utilizations					Disbursements				Balances			
		Approved Budgeted Revenue	Adjustments (Reductions, Modifications/ Augmentations)	Adjusted Budgeted Revenue	1st Quarter Ending March 31	2nd Quarter Ending June 30	3rd Quarter Ending September 30	4th Quarter Ending December 31	Total	1st Quarter Ending March 31	2nd Quarter Ending June 30	3rd Quarter Ending September 30	4th Quarter Ending December 31	Total	Unutilized Budget	Unpaid Obligations (10-15)=(17+18)	
																Due and Demandable	Not Yet Due and Demandable
1	2	3	4	5=(3+(-)4)	6	7	8	9	10=(6+7+8+9)	11	12	13	14	15=(11+12+13+14)	16=(5-10)	17	18
SUMMARY																	
A. AGENCY SPECIFIC BUDGET																	
Other Maintenance and Operating Expenses	5029899099	0.00	0.00	0.00	0.00	3,000.00	0.00	0.00	3,000.00	0.00	3,000.00	0.00	0.00	3,000.00	(3,000.00)	0.00	0.00
GRAND TOTAL		2,477,669.84	0.00	2,477,669.84	198,257.72	646,888.38	0.00	0.00	845,146.10	194,816.24	545,574.59	0.00	0.00	740,390.83	1,632,523.74	0.00	104,755.27

Certified Correct:

 LILIA DJ ACO
 ADMINISTRATIVE OFFICER V
 Date: July 10, 2023 01:49 PM

Certified Correct:

 ASUNCION MANGLICMOT
 ACCOUNTANT III
 Date: July 10, 2023 01:49 PM

Recommending Approval By:

 MARLON Q. SISON
 CHIEF FINANCIAL AND MANAGEMENT DIVISION
 Date: July 11, 2023 12:52 PM

Approved By:

 LTGEN FERDINAND M. CARATIGANO PAF (RET)
 PRESIDENT
 Date: July 11, 2023 01:38 PM