



## STATEMENT OF APPROPRIATIONS, ALLOTMENTS, OBLIGATIONS, DISBURSEMENTS AND BALANCES

As at the Quarter Ending September 30, 2022

Department : Department of National Defense (DND)  
 Agency/Entity : National Defense College of the Philippines  
 Operating Unit : < not applicable >  
 Organization Code (UACS) : 17 003 0000000  
 Fund Cluster : 01 Regular Agency Fund

|   |                             |
|---|-----------------------------|
| X | Current Year Appropriations |
|   | Supplemental Appropriations |
|   | Continuing Appropriations   |

(e.g. UACS Fund Cluster: 01-Regular Agency Fund, 02-Foreign Assisted Projects Fund, 03-Special Account-Locally Funded/Domestic Grants Fund, and 04-Special Account-Foreign Assisted/Foreign Grants Fund)

| Particulars  | UACS CODE        | Appropriations            |   |                         |                     |  | Allotments  |               |                           |                             |                            | Current Year Obligations    |                            |                    |                             |                            | Current Year Disbursements  |                            |                    |                  |                        | Balances                           |                            |      |  |
|--|------------------|---------------------------|---|-------------------------|---------------------|--|-------------|---------------|---------------------------|-----------------------------|----------------------------|-----------------------------|----------------------------|--------------------|-----------------------------|----------------------------|-----------------------------|----------------------------|--------------------|------------------|------------------------|------------------------------------|----------------------------|------|--|
|  |                  | Authorized Appropriations | Adjustments (Transfers/Modifications/Augmentations) | Adjusted Appropriations | Allotments Received | Adjustments (Reductions/Modifications/Augmentations) | Transfer To | Transfer From | Adjusted Total Allotments | 1st Quarter Ending March 31 | 2nd Quarter Ending June 30 | 3rd Quarter Ending Sept. 30 | 4th Quarter Ending Dec. 31 | TOTAL              | 1st Quarter Ending March 31 | 2nd Quarter Ending June 30 | 3rd Quarter Ending Sept. 30 | 4th Quarter Ending Dec. 31 | TOTAL              | Unreleased Appro | Unobligated Allotments | Unpaid Obligations (15-20)=(23+24) |                            |      |  |
|  |                  |                           |   |                         |                     |  |             |               |                           |                             |                            |                             |                            |                    |                             |                            |                             |                            |                    |                  |                        | Due and Demandable                 | Not Yet Due and Demandable |      |  |
| 1  | 2                | 3                         | 4   | 5=(3+4)                 | 6                   | 7  | 8           | 9             | 10=[(6+(-)7)-B+9]         | 11                          | 12                         | 13                          | 14                         | 15=[(11+12+13+14)] | 16                          | 17                         | 18                          | 19                         | 20=[(16+17+18+19)] | 21               | 22                     | 23                                 | 24                         |      |  |
| I. Agency Specific Budget  |                  | 131,718,000.00            | 0.00  | 131,718,000.00          | 127,525,000.00      | 0.00   | 0.00        | 0.00          | 127,525,000.00            | 20,037,494.28               | 24,225,003.71              | 24,814,379.85               | 0.00                       | 69,076,877.84      | 17,348,771.00               | 22,796,854.16              | 22,922,048.30               | 0.00                       | 63,067,673.46      | 4,193,000.00     | 58,448,122.38          | 6,023,180.23                       | (13,978.13)                |      |  |
| General Administration and Support   | 1000000000000000 | 74,185,000.00             | 0.00  | 74,185,000.00           | 69,992,000.00       | 0.00   | 0.00        | 0.00          | 69,992,000.00             | 11,949,860.55               | 17,108,838.32              | 15,375,531.51               | 0.00                       | 44,434,330.38      | 10,888,888.87               | 14,877,868.17              | 13,951,493.83               | 0.00                       | 39,298,126.87      | 4,193,000.00     | 25,557,869.62          | 6,162,179.84                       | (13,978.13)                |      |  |
| General management and supervision   | 100000100001000  | 69,992,000.00             | 0.00  | 69,992,000.00           | 69,992,000.00       | 0.00   | 0.00        | 0.00          | 69,992,000.00             | 11,949,860.55               | 17,108,838.32              | 15,375,531.51               | 0.00                       | 44,434,330.38      | 10,888,888.87               | 14,877,868.17              | 13,951,493.83               | 0.00                       | 39,298,126.87      | 0.00             | 25,557,869.62          | 6,162,179.84                       | (13,978.13)                |      |  |
| PS   |                  | 23,875,000.00             | 0.00  | 23,875,000.00           | 23,875,000.00       | 0.00   | 0.00        | 0.00          | 23,875,000.00             | 6,548,523.01                | 8,845,925.21               | 5,068,539.40                | 0.00                       | 17,480,987.62      | 5,548,523.01                | 8,831,538.92               | 5,102,515.53                | 0.00                       | 17,480,987.62      | 0.00             | 6,194,012.38           | 14,386.29                          | (13,978.13)                |      |  |
| MOOE   |                  | 37,381,000.00             | 0.00  | 37,381,000.00           | 37,381,000.00       | 0.00   | 0.00        | 0.00          | 37,381,000.00             | 5,728,337.54                | 7,805,322.11               | 7,501,830.11                | 0.00                       | 21,035,489.78      | 5,120,143.88                | 7,191,877.25               | 6,268,992.30                | 0.00                       | 18,577,813.41      | 0.00             | 16,325,610.24          | 2,457,878.35                       | 0.00                       |      |  |
| CO   |                  | 8,958,000.00              | 0.00  | 8,958,000.00            | 8,958,000.00        | 0.00   | 0.00        | 0.00          | 8,958,000.00              | 875,000.00                  | 2,467,591.00               | 2,785,282.00                | 0.00                       | 6,917,853.00       | 0.00                        | 654,750.00                 | 2,882,985.80                | 0.00                       | 3,237,738.80       | 0.00             | 3,038,147.00           | 2,880,117.20                       | 0.00                       |      |  |
| Administration of Personnel Benefits   | 100000100002000  | 4,193,000.00              | 0.00  | 4,193,000.00            | 0.00                | 0.00   | 0.00        | 0.00          | 0.00                      | 0.00                        | 0.00                       | 0.00                        | 0.00                       | 0.00               | 0.00                        | 0.00                       | 0.00                        | 0.00                       | 0.00               | 4,193,000.00     | 0.00                   | 0.00                               | 0.00                       |      |  |
| PS   |                  | 4,193,000.00              | 0.00  | 4,193,000.00            | 0.00                | 0.00   | 0.00        | 0.00          | 0.00                      | 0.00                        | 0.00                       | 0.00                        | 0.00                       | 0.00               | 0.00                        | 0.00                       | 0.00                        | 0.00                       | 0.00               | 0.00             | 4,193,000.00           | 0.00                               | 0.00                       | 0.00 |  |
| Sub-Total, General Administration and Support  |                  | 74,185,000.00             | 0.00  | 74,185,000.00           | 69,992,000.00       | 0.00   | 0.00        | 0.00          | 69,992,000.00             | 11,949,860.55               | 17,108,838.32              | 15,375,531.51               | 0.00                       | 44,434,330.38      | 10,888,888.87               | 14,877,868.17              | 13,951,493.83               | 0.00                       | 39,298,126.87      | 4,193,000.00     | 25,557,869.62          | 6,162,179.84                       | (13,978.13)                |      |  |
| PS   |                  | 27,888,000.00             | 0.00  | 27,888,000.00           | 23,875,000.00       | 0.00   | 0.00        | 0.00          | 23,875,000.00             | 6,548,523.01                | 8,845,925.21               | 5,068,539.40                | 0.00                       | 17,480,987.62      | 5,548,523.01                | 8,831,538.92               | 5,102,515.53                | 0.00                       | 17,480,987.62      | 4,193,000.00     | 6,194,012.38           | 14,386.29                          | (13,978.13)                |      |  |
| MOOE   |                  | 37,381,000.00             | 0.00  | 37,381,000.00           | 37,381,000.00       | 0.00   | 0.00        | 0.00          | 37,381,000.00             | 5,728,337.54                | 7,805,322.11               | 7,501,830.11                | 0.00                       | 21,035,489.78      | 5,120,143.88                | 7,191,877.25               | 6,268,992.30                | 0.00                       | 18,577,813.41      | 0.00             | 16,325,610.24          | 2,457,878.35                       | 0.00                       |      |  |
| FinEx (if Applicable)  |                  | 0.00                      | 0.00  | 0.00                    | 0.00                | 0.00   | 0.00        | 0.00          | 0.00                      | 0.00                        | 0.00                       | 0.00                        | 0.00                       | 0.00               | 0.00                        | 0.00                       | 0.00                        | 0.00                       | 0.00               | 0.00             | 0.00                   | 0.00                               | 0.00                       |      |  |
| CO   |                  | 8,958,000.00              | 0.00  | 8,958,000.00            | 8,958,000.00        | 0.00   | 0.00        | 0.00          | 8,958,000.00              | 875,000.00                  | 2,467,591.00               | 2,785,282.00                | 0.00                       | 6,917,853.00       | 0.00                        | 654,750.00                 | 2,882,985.80                | 0.00                       | 3,237,738.80       | 0.00             | 3,038,147.00           | 2,880,117.20                       | 0.00                       |      |  |
| Operations   | 3000000000000000 | 57,533,000.00             | 0.00  | 57,533,000.00           | 67,533,000.00       | 0.00   | 0.00        | 0.00          | 57,533,000.00             | 8,087,833.73                | 7,116,165.39               | 9,438,748.14                | 0.00                       | 24,842,547.26      | 6,882,104.22                | 8,118,887.88               | 8,970,554.87                | 0.00                       | 23,771,546.87      | 0.00             | 32,890,452.74          | 871,000.39                         | 0.00                       |      |  |
| OO : Defense and Security Leaders' Capacity Improved   |                  | 57,533,000.00             | 0.00  | 57,533,000.00           | 67,533,000.00       | 0.00   | 0.00        | 0.00          | 57,533,000.00             | 8,087,833.73                | 7,116,165.39               | 9,438,748.14                | 0.00                       | 24,842,547.26      | 6,882,104.22                | 8,118,887.88               | 8,970,554.87                | 0.00                       | 23,771,546.87      | 0.00             | 32,890,452.74          | 871,000.39                         | 0.00                       |      |  |
| NATIONAL DEFENSE AND SECURITY POLICY STUDIES PROGRAM   |                  | 17,181,000.00             | 0.00  | 17,181,000.00           | 17,181,000.00       | 0.00   | 0.00        | 0.00          | 17,181,000.00             | 2,818,384.44                | 3,342,788.49               | 3,211,234.87                | 0.00                       | 9,070,385.50       | 2,438,009.88                | 3,359,383.87               | 2,957,145.29                | 0.00                       | 8,752,838.42       | 0.00             | 8,110,814.50           | 317,847.08                         | 0.00                       |      |  |
| Conduct of national defense and strategic international studies  | 310100100001000  | 17,181,000.00             | 0.00  | 17,181,000.00           | 17,181,000.00       | 0.00   | 0.00        | 0.00          | 17,181,000.00             | 2,818,384.44                | 3,342,788.49               | 3,211,234.87                | 0.00                       | 9,070,385.50       | 2,438,009.88                | 3,359,383.87               | 2,957,145.29                | 0.00                       | 8,752,838.42       | 0.00             | 8,110,814.50           | 317,847.08                         | 0.00                       |      |  |
| PS   |                  | 10,834,000.00             | 0.00  | 10,834,000.00           | 10,834,000.00       | 0.00   | 0.00        | 0.00          | 10,834,000.00             | 1,894,743.01                | 2,534,098.08               | 1,894,803.38                | 0.00                       | 8,313,442.45       | 1,894,743.01                | 2,828,338.44               | 1,890,107.87                | 0.00                       | 6,313,187.02       | 0.00             | 4,820,657.85           | 266.43                             | 0.00                       |      |  |
| MOOE   |                  | 6,347,000.00              | 0.00  | 6,347,000.00            | 6,347,000.00        | 0.00   | 0.00        | 0.00          | 6,347,000.00              | 821,621.43                  | 808,890.41                 | 1,328,831.21                | 0.00                       | 2,766,943.05       | 541,288.65                  | 831,047.13                 | 1,067,037.72                | 0.00                       | 2,438,381.40       | 0.00             | 3,690,058.98           | 317,847.08                         | 0.00                       |      |  |
| NATIONAL DEFENSE AND SECURITY EDUCATION PROGRAM  |                  | 40,352,000.00             | 0.00  | 40,352,000.00           | 40,352,000.00       | 0.00   | 0.00        | 0.00          | 40,352,000.00             | 5,671,289.29                | 3,773,378.90               | 8,227,513.87                | 0.00                       | 15,872,181.78      | 4,248,094.88                | 4,769,504.41               | 8,013,409.38                | 0.00                       | 15,019,008.45      | 0.00             | 24,779,838.24          | 553,153.31                         | 0.00                       |      |  |
| Conduct of graduate level and other courses of studies including P10,000,000 for the Executive Master in National Security Administration (E-MNSA) | 310200100002000  | 40,352,000.00             | 0.00  | 40,352,000.00           | 40,352,000.00       | 0.00   | 0.00        | 0.00          | 40,352,000.00             | 5,671,289.29                | 3,773,378.90               | 8,227,513.87                | 0.00                       | 15,872,181.78      | 4,248,094.88                | 4,769,504.41               | 8,013,409.38                | 0.00                       | 15,019,008.45      | 0.00             | 24,779,838.24          | 553,153.31                         | 0.00                       |      |  |
| PS   |                  | 14,293,000.00             | 0.00  | 14,293,000.00           | 14,293,000.00       | 0.00   | 0.00        | 0.00          | 14,293,000.00             | 2,240,258.29                | 2,810,824.87               | 3,077,970.74                | 0.00                       | 8,128,853.90       | 2,209,888.84                | 2,834,104.83               | 2,769,748.76                | 0.00                       | 7,803,442.12       | 0.00             | 6,164,148.10           | 325,411.78                         | 0.00                       |      |  |
| MOOE   |                  | 26,059,000.00             | 0.00  | 26,059,000.00           | 26,059,000.00       | 0.00   | 0.00        | 0.00          | 26,059,000.00             | 3,331,011.00                | 962,754.03                 | 3,149,842.83                | 0.00                       | 7,443,307.88       | 2,038,605.82                | 1,925,399.88               | 3,253,660.63                | 0.00                       | 7,215,566.33       | 0.00             | 18,815,992.14          | 227,741.53                         | 0.00                       |      |  |


Department : Department of National Defense (DND)  
 Agency/Entity : National Defense College of the Philippines  
 Operating Unit : < not applicable >  
 Organization Code (UACS) : 17 003 0000000  
 Fund Cluster : 01 Regular Agency Fund

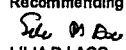
|   |                             |
|---|-----------------------------|
| X | Current Year Appropriations |
|   | Supplemental Appropriations |
|   | Continuing Appropriations   |


(e.g. UACS Fund Cluster: 01-Regular Agency Fund, 02-Foreign Assisted Projects Fund, 03-Special Account-Locally Funded/Domestic Grants Fund, and 04-Special Account-Foreign Assisted/Foreign Grants Fund)

| Particulars   | UACS CODE | Appropriations            |   |                         | Allotments          |   |             | Current Year Obligations |                           |                             |                            |                             | Current Year Disbursements |                    |                             |                            |                             | Balances                   |                    |                  |                        |                                    |             |
|---|-----------|---------------------------|---|-------------------------|---------------------|---|-------------|--------------------------|---------------------------|-----------------------------|----------------------------|-----------------------------|----------------------------|--------------------|-----------------------------|----------------------------|-----------------------------|----------------------------|--------------------|------------------|------------------------|------------------------------------|-------------|
|   |           | Authorized Appropriations | Adjustments (Transfer To/From, Modifications/Augmentations) | Adjusted Appropriations | Allotments Received | Adjustments (Reductions, Modifications/Augmentations) | Transfer To | Transfer From            | Adjusted Total Allotments | 1st Quarter Ending March 31 | 2nd Quarter Ending June 30 | 3rd Quarter Ending Sept. 30 | 4th Quarter Ending Dec. 31 | TOTAL              | 1st Quarter Ending March 31 | 2nd Quarter Ending June 30 | 3rd Quarter Ending Sept. 30 | 4th Quarter Ending Dec. 31 | TOTAL              | Unreleased Appro | Unobligated Allotments | Unpaid Obligations (15-20)=(23+24) |             |
|   |           | 3                         | 4   | 5=(3+4)                 | 6                   | 7   | 8           | 9                        | 10=[(6+(-17)-8+9)]        | 11                          | 12                         | 13                          | 14                         | 15=[(11+12+13+14)] | 16                          | 17                         | 18                          | 19                         | 20=[(16+17+18+19)] | 21               | 22                     | 23                                 | 24          |
| Sub-Total, Operations   |           | 57,533,000.00             | 0.00  | 57,533,000.00           | 57,533,000.00       | 0.00  | 0.00        | 0.00                     | 57,533,000.00             | 8,087,833.73                | 7,118,185.39               | 9,438,748.14                | 0.00                       | 24,842,647.26      | 6,882,104.22                | 8,118,887.98               | 6,870,854.87                | 0.00                       | 23,771,848.87      | 0.00             | 32,890,482.74          | 871,000.39                         | 0.00        |
| PS  |           | 25,127,000.00             | 0.00  | 25,127,000.00           | 25,127,000.00       | 0.00  | 0.00        | 0.00                     | 25,127,000.00             | 4,135,001.30                | 5,344,720.95               | 4,982,674.10                | 0.00                       | 14,442,296.35      | 4,104,331.85                | 5,362,440.87               | 4,649,858.32                | 0.00                       | 14,118,629.14      | 0.00             | 10,884,703.65          | 325,887.21                         | 0.00        |
| MOOE  |           | 32,408,000.00             | 0.00  | 32,408,000.00           | 32,408,000.00       | 0.00  | 0.00        | 0.00                     | 32,408,000.00             | 3,952,832.43                | 1,771,444.44               | 4,476,174.04                | 0.00                       | 10,200,250.91      | 2,677,772.37                | 2,768,447.01               | 4,320,896.55                | 0.00                       | 9,554,917.73       | 0.00             | 22,205,749.09          | 545,333.18                         | 0.00        |
| FinEx (If Applicable)   |           | 0.00                      | 0.00  | 0.00                    | 0.00                | 0.00  | 0.00        | 0.00                     | 0.00                      | 0.00                        | 0.00                       | 0.00                        | 0.00                       | 0.00               | 0.00                        | 0.00                       | 0.00                        | 0.00                       | 0.00               | 0.00             | 0.00                   | 0.00                               | 0.00        |
| CO  |           | 0.00                      | 0.00  | 0.00                    | 0.00                | 0.00  | 0.00        | 0.00                     | 0.00                      | 0.00                        | 0.00                       | 0.00                        | 0.00                       | 0.00               | 0.00                        | 0.00                       | 0.00                        | 0.00                       | 0.00               | 0.00             | 0.00                   | 0.00                               | 0.00        |
| Sub-Total, I. Agency Specific Budget  |           | 131,718,000.00            | 0.00  | 131,718,000.00          | 127,628,000.00      | 0.00  | 0.00        | 0.00                     | 127,628,000.00            | 20,037,494.28               | 24,225,003.71              | 24,814,379.85               | 0.00                       | 69,078,877.84      | 17,348,771.09               | 22,799,854.15              | 22,922,048.30               | 0.00                       | 63,067,873.54      | 4,193,000.00     | 58,448,123.38          | 5,023,180.23                       | (13,976.13) |
| PS  |           | 52,995,000.00             | 0.00  | 52,995,000.00           | 48,802,000.00       | 0.00  | 0.00        | 0.00                     | 48,802,000.00             | 8,881,524.31                | 12,190,848.18              | 10,051,113.80               | 0.00                       | 31,823,283.87      | 9,650,854.86                | 12,193,979.88              | 8,752,371.85                | 0.00                       | 31,697,209.60      | 4,193,000.00     | 16,878,718.03          | 340,053.50                         | (13,976.13) |
| MOOE  |           | 89,787,000.00             | 0.00  | 89,787,000.00           | 89,787,000.00       | 0.00  | 0.00        | 0.00                     | 89,787,000.00             | 8,880,989.97                | 9,576,788.55               | 11,878,004.15               | 0.00                       | 31,236,740.87      | 7,697,918.23                | 9,948,124.28               | 10,688,980.85               | 0.00                       | 28,232,731.14      | 0.00             | 38,531,269.33          | 3,003,009.53                       | 0.00        |
| FinEx (If Applicable)   |           | 0.00                      | 0.00  | 0.00                    | 0.00                | 0.00  | 0.00        | 0.00                     | 0.00                      | 0.00                        | 0.00                       | 0.00                        | 0.00                       | 0.00               | 0.00                        | 0.00                       | 0.00                        | 0.00                       | 0.00               | 0.00             | 0.00                   | 0.00                               | 0.00        |
| CO  |           | 8,958,000.00              | 0.00  | 8,958,000.00            | 8,958,000.00        | 0.00  | 0.00        | 0.00                     | 8,958,000.00              | 875,000.00                  | 2,467,691.00               | 2,785,282.00                | 0.00                       | 5,917,853.00       | 0.00                        | 654,760.00                 | 2,682,985.80                | 0.00                       | 3,237,735.80       | 0.00             | 3,038,147.00           | 2,880,117.20                       | 0.00        |
| II. Automatic Appropriations  |           | 3,430,000.00              | 0.00  | 3,430,000.00            | 3,430,000.00        | 0.00  | 0.00        | 0.00                     | 3,430,000.00              | 829,942.56                  | 835,104.59                 | 883,384.74                  | 0.00                       | 2,528,431.89       | 829,942.56                  | 835,104.59                 | 857,873.37                  | 0.00                       | 2,522,920.52       | 0.00             | 901,588.11             | 5,511.37                           | 0.00        |
| Specific Budgets of National Government Agencies                                      |           | 3,430,000.00              | 0.00  | 3,430,000.00            | 3,430,000.00        | 0.00  | 0.00        | 0.00                     | 3,430,000.00              | 829,942.56                  | 835,104.59                 | 883,384.74                  | 0.00                       | 2,528,431.89       | 829,942.56                  | 835,104.59                 | 857,873.37                  | 0.00                       | 2,522,920.52       | 0.00             | 901,588.11             | 5,511.37                           | 0.00        |
| Retirement and Life Insurance Premiums  |           | 3,430,000.00              | 0.00  | 3,430,000.00            | 3,430,000.00        | 0.00  | 0.00        | 0.00                     | 3,430,000.00              | 829,942.56                  | 835,104.59                 | 883,384.74                  | 0.00                       | 2,528,431.89       | 829,942.56                  | 835,104.59                 | 857,873.37                  | 0.00                       | 2,522,920.52       | 0.00             | 901,588.11             | 5,511.37                           | 0.00        |
| PS  |           | 3,430,000.00              | 0.00  | 3,430,000.00            | 3,430,000.00        | 0.00  | 0.00        | 0.00                     | 3,430,000.00              | 829,942.56                  | 835,104.59                 | 883,384.74                  | 0.00                       | 2,528,431.89       | 829,942.56                  | 835,104.59                 | 857,873.37                  | 0.00                       | 2,522,920.52       | 0.00             | 901,588.11             | 5,511.37                           | 0.00        |
| Sub-Total II. Automatic Appropriations  |           | 3,430,000.00              | 0.00  | 3,430,000.00            | 3,430,000.00        | 0.00  | 0.00        | 0.00                     | 3,430,000.00              | 829,942.56                  | 835,104.59                 | 883,384.74                  | 0.00                       | 2,528,431.89       | 829,942.56                  | 835,104.59                 | 857,873.37                  | 0.00                       | 2,522,920.52       | 0.00             | 901,588.11             | 5,511.37                           | 0.00        |
| PS  |           | 3,430,000.00              | 0.00  | 3,430,000.00            | 3,430,000.00        | 0.00  | 0.00        | 0.00                     | 3,430,000.00              | 829,942.56                  | 835,104.59                 | 883,384.74                  | 0.00                       | 2,528,431.89       | 829,942.56                  | 835,104.59                 | 857,873.37                  | 0.00                       | 2,522,920.52       | 0.00             | 901,588.11             | 5,511.37                           | 0.00        |
| MOOE  |           | 0.00                      | 0.00  | 0.00                    | 0.00                | 0.00  | 0.00        | 0.00                     | 0.00                      | 0.00                        | 0.00                       | 0.00                        | 0.00                       | 0.00               | 0.00                        | 0.00                       | 0.00                        | 0.00                       | 0.00               | 0.00             | 0.00                   | 0.00                               | 0.00        |
| FinEx   |           | 0.00                      | 0.00  | 0.00                    | 0.00                | 0.00  | 0.00        | 0.00                     | 0.00                      | 0.00                        | 0.00                       | 0.00                        | 0.00                       | 0.00               | 0.00                        | 0.00                       | 0.00                        | 0.00                       | 0.00               | 0.00             | 0.00                   | 0.00                               | 0.00        |
| CO  |           | 0.00                      | 0.00  | 0.00                    | 0.00                | 0.00  | 0.00        | 0.00                     | 0.00                      | 0.00                        | 0.00                       | 0.00                        | 0.00                       | 0.00               | 0.00                        | 0.00                       | 0.00                        | 0.00                       | 0.00               | 0.00             | 0.00                   | 0.00                               | 0.00        |
| IV. Reversion of the Unobligated Allotments charged against R.A. Nos. 11485 and 11494 |           | 0.00                      | 0.00  | 0.00                    | 0.00                | 0.00  | 0.00        | 0.00                     | 0.00                      | 0.00                        | 0.00                       | 0.00                        | 0.00                       | 0.00               | 0.00                        | 0.00                       | 0.00                        | 0.00                       | 0.00               | 0.00             | 0.00                   | 0.00                               | 0.00        |
| GRAND TOTAL   |           | 135,148,000.00            | 0.00  | 135,148,000.00          | 130,955,000.00      | 0.00  | 0.00        | 0.00                     | 130,955,000.00            | 20,897,438.84               | 28,080,108.30              | 25,677,784.39               | 0.00                       | 71,805,309.53      | 16,178,713.85               | 23,531,958.74              | 23,779,921.87               | 0.00                       | 65,590,594.08      | 4,193,000.00     | 59,349,890.47          | 8,028,691.80                       | (13,976.13) |
| PS  |           | 58,425,000.00             | 0.00  | 58,425,000.00           | 52,232,000.00       | 0.00  | 0.00        | 0.00                     | 52,232,000.00             | 10,511,468.87               | 13,025,750.75              | 10,914,498.24               | 0.00                       | 34,451,718.88      | 10,480,797.42               | 13,029,064.48              | 10,810,245.22               | 0.00                       | 34,120,127.12      | 4,193,000.00     | 17,760,284.14          | 348,564.87                         | (13,976.13) |
| MOOE  |           | 89,787,000.00             | 0.00  | 89,787,000.00           | 89,787,000.00       | 0.00  | 0.00        | 0.00                     | 89,787,000.00             | 8,880,989.97                | 9,576,788.55               | 11,878,004.15               | 0.00                       | 31,236,740.87      | 7,697,918.23                | 9,948,124.28               | 10,688,980.85               | 0.00                       | 28,232,731.14      | 0.00             | 38,531,269.33          | 3,003,009.53                       | 0.00        |
| CO  |           | 8,958,000.00              | 0.00  | 8,958,000.00            | 8,958,000.00        | 0.00  | 0.00        | 0.00                     | 8,958,000.00              | 875,000.00                  | 2,467,691.00               | 2,785,282.00                | 0.00                       | 5,917,853.00       | 0.00                        | 654,760.00                 | 2,682,985.80                | 0.00                       | 3,237,735.80       | 0.00             | 3,038,147.00           | 2,880,117.20                       | 0.00        |
| Reconciliation by OO:   |           |                           |   |                         |                     |   |             |                          |                           |                             |                            |                             |                            |                    |                             |                            |                             |                            |                    |                  |                        |                                    |             |
| I. Agency Specific Budget   |           | 57,533,000.00             | 0.00  | 57,533,000.00           | 57,533,000.00       | 0.00  | 0.00        | 0.00                     | 57,533,000.00             | 8,087,833.73                | 7,118,185.39               | 9,438,748.14                | 0.00                       | 24,842,647.26      | 6,882,104.22                | 8,118,887.98               | 6,870,854.87                | 0.00                       | 23,771,848.87      | 0.00             | 32,890,482.74          | 871,000.39                         | 0.00        |
| NATIONAL DEFENSE AND SECURITY EDUCATION PROGRAM                                       |           | 40,352,000.00             | 0.00  | 40,352,000.00           | 40,352,000.00       | 0.00  | 0.00        | 0.00                     | 40,352,000.00             | 5,671,289.29                | 3,773,378.90               | 8,227,813.57                | 0.00                       | 15,672,161.78      | 4,248,094.88                | 4,769,804.41               | 5,013,409.38                | 0.00                       | 16,018,008.45      | 0.00             | 24,778,838.24          | 653,163.31                         | 0.00        |
| NATIONAL DEFENSE AND SECURITY POLICY STUDIES PROGRAM                                  |           | 17,181,000.00             | 0.00  | 17,181,000.00           | 17,181,000.00       | 0.00  | 0.00        | 0.00                     | 17,181,000.00             | 2,618,384.44                | 3,342,788.49               | 3,211,234.57                | 0.00                       | 9,070,385.50       | 2,438,099.58                | 3,359,383.57               | 2,957,145.29                | 0.00                       | 5,752,538.42       | 0.00             | 8,110,614.80           | 317,847.08                         | 0.00        |

This report was generated using the Unified Reporting System on 12/10/2022 12:29 version: FAR1.2.5 ; Status : SUBMITTED

Certified Correct:  
  
 ASUNCION C MANGLICMOT, CPA  
 Head, Accounting Section  
 Date: 2022-10-12 12:12:48

Recommending Approval:  
  
 LILIA DJACO  
 Acting Chief, Financial and Management Division  
 Date: 2022-10-12 12:13:50

Approved By:  
  
 LTGEN FERDINAND M CARTUJANO PAF (RET)  
 President  
 Date: 2022-10-12 12:19:26



**STATEMENT OF APPROPRIATIONS, ALLOTMENTS, OBLIGATIONS, DISBURSEMENTS AND BALANCES**  
As at the Quarter Ending September 30, 2022

Department: Department of National Defense (DND)  
 Agency: National Defense College of the Philippines  
 Operating Unit: < not applicable >  
 Organization Code (UACS): 17 003 0000000  
 Fund Cluster: 01 Regular Agency Fund  
 (e.g. UACS Fund Cluster: 01-Regular Agency Fund, 02-Foreign Assisted Projects Fund, 03-Special Account-Locally Funded/Domestic Grants Fund, and 04-Special Account-Foreign Assisted/Foreign Grants Fund)

|   |                             |
|---|-----------------------------|
|   | Current Year Appropriations |
|   | Supplemental Appropriations |
| X | Continuing Appropriations   |


| Particulars   | UACS CODE       | Appropriations            |   |                         | Allotments          |                                       |             | Current Year Obligations |                           |                             |                            |                             | Current Year Disbursements |                  |                             |                            |                             | Balances                   |                  |                  |                        |                    |    |
|---|-----------------|---------------------------|---|-------------------------|---------------------|---------------------------------------|-------------|--------------------------|---------------------------|-----------------------------|----------------------------|-----------------------------|----------------------------|------------------|-----------------------------|----------------------------|-----------------------------|----------------------------|------------------|------------------|------------------------|--------------------|----|
|   |                 | Authorized Appropriations | Adjustments (Transfer To/From, Realignment) | Adjusted Appropriations | Allotments Received | Adjustments (Withdrawal, Realignment) | Transfer To | Transfer From            | Adjusted Total Allotments | 1st Quarter Ending March 31 | 2nd Quarter Ending June 30 | 3rd Quarter Ending Sept. 30 | 4th Quarter Ending Dec. 31 | TOTAL            | 1st Quarter Ending March 31 | 2nd Quarter Ending June 30 | 3rd Quarter Ending Sept. 30 | 4th Quarter Ending Dec. 31 | TOTAL            | Unreleased Appro | Unobligated Allotments | Unpaid Obligations |    |
|   |                 | 3                         | 4   | 5=(3+4)                 | 6                   | 7                                     | 8           | 9                        | 10=[(8+(-)7)-8+9]         | 11                          | 12                         | 13                          | 14                         | 15=(11+12+13+14) | 16                          | 17                         | 18                          | 19                         | 20=(16+17+18+19) | 21=(5-10)        | 22=(10-15)             | 23                 | 24 |
| I. Continuing Appropriations                                    |                 | 30,088,982.91             | 0.00  | 30,088,982.91           | 30,088,982.91       | 0.00                                  | 0.00        | 0.00                     | 30,088,982.91             | 2,296,889.83                | 6,278,925.20               | 4,996,727.92                | 0.00                       | 13,571,222.95    | 2,137,938.52                | 6,893,168.65               | 4,219,482.28                | 0.00                       | 12,050,575.75    | 0.00             | 16,515,739.98          | 1,620,847.20       | 0. |
| I. Agency Specific Budget                                       |                 | 30,088,982.91             | 0.00  | 30,088,982.91           | 30,088,982.91       | 0.00                                  | 0.00        | 0.00                     | 30,088,982.91             | 2,296,889.83                | 6,278,925.20               | 4,996,727.92                | 0.00                       | 13,571,222.95    | 2,137,938.52                | 6,893,168.65               | 4,219,482.28                | 0.00                       | 12,050,575.75    | 0.00             | 16,515,739.98          | 1,620,847.20       | 0. |
| General Administration and Support                              | 10000000000000  | 14,208,477.30             | 0.00  | 14,208,477.30           | 14,208,477.30       | 0.00                                  | 0.00        | 0.00                     | 14,208,477.30             | 803,310.97                  | 1,770,797.47               | 3,424,024.85                | 0.00                       | 5,798,133.09     | 577,978.77                  | 1,791,302.55               | 2,571,563.81                | 0.00                       | 4,940,835.13     | 0.00             | 8,410,344.21           | 857,297.98         | 0. |
| General management and supervision                              | 100000100001000 | 14,208,477.30             | 0.00  | 14,208,477.30           | 14,208,477.30       | 0.00                                  | 0.00        | 0.00                     | 14,208,477.30             | 803,310.97                  | 1,770,797.47               | 3,424,024.85                | 0.00                       | 5,798,133.09     | 577,978.77                  | 1,791,302.55               | 2,571,563.81                | 0.00                       | 4,940,835.13     | 0.00             | 8,410,344.21           | 857,297.98         | 0. |
| MOOE  |                 | 14,125,186.30             | 0.00  | 14,125,186.30           | 14,125,186.30       | 0.00                                  | 0.00        | 0.00                     | 14,125,186.30             | 803,310.97                  | 1,770,797.47               | 3,424,024.85                | 0.00                       | 5,798,133.09     | 577,978.77                  | 1,791,302.55               | 2,571,563.81                | 0.00                       | 4,940,835.13     | 0.00             | 8,327,053.21           | 857,297.98         | 0. |
| CO  |                 | 83,291.00                 | 0.00  | 83,291.00               | 83,291.00           | 0.00                                  | 0.00        | 0.00                     | 83,291.00                 | 0.00                        | 0.00                       | 0.00                        | 0.00                       | 0.00             | 0.00                        | 0.00                       | 0.00                        | 0.00                       | 0.00             | 0.00             | 83,291.00              | 0.00               | 0. |
| Sub-Total, General Administration and Support                   |                 | 14,208,477.30             | 0.00  | 14,208,477.30           | 14,208,477.30       | 0.00                                  | 0.00        | 0.00                     | 14,208,477.30             | 803,310.97                  | 1,770,797.47               | 3,424,024.85                | 0.00                       | 5,798,133.09     | 577,978.77                  | 1,791,302.55               | 2,571,563.81                | 0.00                       | 4,940,835.13     | 0.00             | 8,410,344.21           | 857,297.98         | 0. |
| PS  |                 | 0.00                      | 0.00  | 0.00                    | 0.00                | 0.00                                  | 0.00        | 0.00                     | 0.00                      | 0.00                        | 0.00                       | 0.00                        | 0.00                       | 0.00             | 0.00                        | 0.00                       | 0.00                        | 0.00                       | 0.00             | 0.00             | 0.00                   | 0.00               | 0. |
| MOOE  |                 | 14,125,186.30             | 0.00  | 14,125,186.30           | 14,125,186.30       | 0.00                                  | 0.00        | 0.00                     | 14,125,186.30             | 803,310.97                  | 1,770,797.47               | 3,424,024.85                | 0.00                       | 5,798,133.09     | 577,978.77                  | 1,791,302.55               | 2,571,563.81                | 0.00                       | 4,940,835.13     | 0.00             | 8,327,053.21           | 857,297.98         | 0. |
| FinEx (If Applicable)   |                 | 0.00                      | 0.00  | 0.00                    | 0.00                | 0.00                                  | 0.00        | 0.00                     | 0.00                      | 0.00                        | 0.00                       | 0.00                        | 0.00                       | 0.00             | 0.00                        | 0.00                       | 0.00                        | 0.00                       | 0.00             | 0.00             | 0.00                   | 0.00               | 0. |
| CO  |                 | 83,291.00                 | 0.00  | 83,291.00               | 83,291.00           | 0.00                                  | 0.00        | 0.00                     | 83,291.00                 | 0.00                        | 0.00                       | 0.00                        | 0.00                       | 0.00             | 0.00                        | 0.00                       | 0.00                        | 0.00                       | 0.00             | 0.00             | 83,291.00              | 0.00               | 0. |
| Operations  | 300000000000000 | 15,878,485.81             | 0.00  | 15,878,485.81           | 15,878,485.81       | 0.00                                  | 0.00        | 0.00                     | 15,878,485.81             | 1,692,258.88                | 4,508,127.73               | 1,572,703.27                | 0.00                       | 7,773,089.88     | 1,559,957.76                | 3,901,854.40               | 1,647,928.47                | 0.00                       | 7,109,740.82     | 0.00             | 8,105,395.76           | 883,349.24         | 0. |
| OO : Defense and Security Leaders' Capacity Improved            |                 | 15,878,485.81             | 0.00  | 15,878,485.81           | 15,878,485.81       | 0.00                                  | 0.00        | 0.00                     | 15,878,485.81             | 1,692,258.88                | 4,508,127.73               | 1,572,703.27                | 0.00                       | 7,773,089.88     | 1,559,957.76                | 3,901,854.40               | 1,647,928.47                | 0.00                       | 7,109,740.82     | 0.00             | 8,105,395.76           | 883,349.24         | 0. |
| NATIONAL DEFENSE AND SECURITY POLICY STUDIES PROGRAM            |                 | 828,727.34                | 0.00  | 828,727.34              | 828,727.34          | 0.00                                  | 0.00        | 0.00                     | 828,727.34                | 642,783.87                  | 249,058.41                 | 0.00                        | 0.00                       | 791,822.28       | 473,908.97                  | 303,882.65                 | 9,513.30                    | 0.00                       | 787,102.92       | 0.00             | 38,905.06              | 4,719.38           | 0. |
| Conduct of national defense and strategic international studies | 310100100001000 | 828,727.34                | 0.00  | 828,727.34              | 828,727.34          | 0.00                                  | 0.00        | 0.00                     | 828,727.34                | 642,783.87                  | 249,058.41                 | 0.00                        | 0.00                       | 791,822.28       | 473,908.97                  | 303,882.65                 | 9,513.30                    | 0.00                       | 787,102.92       | 0.00             | 38,905.06              | 4,719.38           | 0. |
| MOOE  |                 | 828,727.34                | 0.00  | 828,727.34              | 828,727.34          | 0.00                                  | 0.00        | 0.00                     | 828,727.34                | 642,783.87                  | 249,058.41                 | 0.00                        | 0.00                       | 791,822.28       | 473,908.97                  | 303,882.65                 | 9,513.30                    | 0.00                       | 787,102.92       | 0.00             | 38,905.06              | 4,719.38           | 0. |
| NATIONAL DEFENSE AND SECURITY EDUCATION PROGRAM                 |                 | 15,049,758.27             | 0.00  | 15,049,758.27           | 15,049,758.27       | 0.00                                  | 0.00        | 0.00                     | 15,049,758.27             | 1,149,494.99                | 4,259,069.32               | 1,572,703.27                | 0.00                       | 6,981,267.58     | 1,088,050.78                | 3,598,171.76               | 1,638,416.17                | 0.00                       | 6,322,637.70     | 0.00             | 8,068,480.89           | 858,829.88         | 0. |
| Conduct of graduate level and other courses of studies          | 310200100001000 | 15,049,758.27             | 0.00  | 15,049,758.27           | 15,049,758.27       | 0.00                                  | 0.00        | 0.00                     | 15,049,758.27             | 1,149,494.99                | 4,259,069.32               | 1,572,703.27                | 0.00                       | 6,981,267.58     | 1,088,050.78                | 3,598,171.76               | 1,638,416.17                | 0.00                       | 6,322,637.70     | 0.00             | 8,068,480.89           | 858,829.88         | 0. |
| MOOE  |                 | 14,870,135.27             | 0.00  | 14,870,135.27           | 14,870,135.27       | 0.00                                  | 0.00        | 0.00                     | 14,870,135.27             | 1,149,494.99                | 4,259,069.32               | 1,572,703.27                | 0.00                       | 6,981,267.58     | 1,088,050.78                | 3,598,171.76               | 1,638,416.17                | 0.00                       | 6,322,637.70     | 0.00             | 7,888,867.59           | 858,829.88         | 0. |
| CO  |                 | 179,623.00                | 0.00  | 179,623.00              | 179,623.00          | 0.00                                  | 0.00        | 0.00                     | 179,623.00                | 0.00                        | 0.00                       | 0.00                        | 0.00                       | 0.00             | 0.00                        | 0.00                       | 0.00                        | 0.00                       | 0.00             | 0.00             | 179,623.00             | 0.00               | 0. |
| Sub-Total, Operations   |                 | 15,878,485.81             | 0.00  | 15,878,485.81           | 15,878,485.81       | 0.00                                  | 0.00        | 0.00                     | 15,878,485.81             | 1,692,258.88                | 4,508,127.73               | 1,572,703.27                | 0.00                       | 7,773,089.88     | 1,559,957.76                | 3,901,854.40               | 1,647,928.47                | 0.00                       | 7,109,740.82     | 0.00             | 8,105,395.76           | 883,349.24         | 0. |
| PS  |                 | 0.00                      | 0.00  | 0.00                    | 0.00                | 0.00                                  | 0.00        | 0.00                     | 0.00                      | 0.00                        | 0.00                       | 0.00                        | 0.00                       | 0.00             | 0.00                        | 0.00                       | 0.00                        | 0.00                       | 0.00             | 0.00             | 0.00                   | 0.00               | 0. |
| MOOE  |                 | 15,698,862.81             | 0.00  | 15,698,862.81           | 15,698,862.81       | 0.00                                  | 0.00        | 0.00                     | 15,698,862.81             | 1,692,258.88                | 4,508,127.73               | 1,572,703.27                | 0.00                       | 7,773,089.88     | 1,559,957.76                | 3,901,854.40               | 1,647,928.47                | 0.00                       | 7,109,740.82     | 0.00             | 7,925,772.76           | 883,349.24         | 0. |
| FinEx (If Applicable)   |                 | 0.00                      | 0.00  | 0.00                    | 0.00                | 0.00                                  | 0.00        | 0.00                     | 0.00                      | 0.00                        | 0.00                       | 0.00                        | 0.00                       | 0.00             | 0.00                        | 0.00                       | 0.00                        | 0.00                       | 0.00             | 0.00             | 0.00                   | 0.00               | 0. |
| CO  |                 | 179,623.00                | 0.00  | 179,623.00              | 179,623.00          | 0.00                                  | 0.00        | 0.00                     | 179,623.00                | 0.00                        | 0.00                       | 0.00                        | 0.00                       | 0.00             | 0.00                        | 0.00                       | 0.00                        | 0.00                       | 0.00             | 0.00             | 179,623.00             | 0.00               | 0. |


Department: Department of National Defense (DND)  
 Agency: National Defense College of the Philippines  
 Operating Unit: <not applicable >  
 Organization Code (UACS) : 17 003 0000000  
 Fund Cluster: 01 Regular Agency Fund


|   |                             |
|---|-----------------------------|
|   | Current Year Appropriations |
|   | Supplemental Appropriations |
| X | Continuing Appropriations   |

(e.g. UACS Fund Cluster: 01-Regular Agency Fund, 02-Foreign Assisted Projects Fund, 03-Special Account-Locally Funded/Domestic Grants Fund, and 04-Special Account-Foreign Assisted/Foreign Grants Fund)

| Particulars           | UACS CODE | Appropriations            |   |                         | Allotments          |                                       |             | Current Year Obligations |                           |                             |                            |                             | Current Year Disbursements |                  |                             |                            | Balances                    |                            |                  |                  |                        |                    |                          |
|-----------------------|-----------|---------------------------|---|-------------------------|---------------------|---------------------------------------|-------------|--------------------------|---------------------------|-----------------------------|----------------------------|-----------------------------|----------------------------|------------------|-----------------------------|----------------------------|-----------------------------|----------------------------|------------------|------------------|------------------------|--------------------|--------------------------|
|                       |           | Authorized Appropriations | Adjustments (Transfer To/From, Realignment) | Adjusted Appropriations | Allotments Received | Adjustments (Withdrawal, Realignment) | Transfer To | Transfer From            | Adjusted Total Allotments | 1st Quarter Ending March 31 | 2nd Quarter Ending June 30 | 3rd Quarter Ending Sept. 30 | 4th Quarter Ending Dec. 31 | TOTAL            | 1st Quarter Ending March 31 | 2nd Quarter Ending June 30 | 3rd Quarter Ending Sept. 30 | 4th Quarter Ending Dec. 31 | TOTAL            | Unreleased Appro | Unobligated Allotments | Unpaid Obligations |                          |
|                       |           |                           |   |                         |                     |                                       |             |                          |                           |                             |                            |                             |                            |                  |                             |                            |                             |                            |                  |                  |                        | Due and Demandable | Not Yet Due & Demandable |
| 1                     | 2         | 3                         | 4   | 5=(3+4)                 | 6                   | 7                                     | 8           | 9                        | 10=[(6+(-)7)-8+9]         | 11                          | 12                         | 13                          | 14                         | 15=(11+12+13+14) | 16                          | 17                         | 18                          | 19                         | 20=(16+17+18+19) | 21=(5-10)        | 22=(10-15)             | 23                 | 24                       |
| GRAND TOTAL           |           | 30,086,962.91             | 0.00  | 30,086,962.91           | 30,086,962.91       | 0.00                                  | 0.00        | 0.00                     | 30,086,962.91             | 2,295,869.83                | 5,278,925.20               | 4,998,727.92                | 0.00                       | 13,571,222.95    | 2,137,838.52                | 5,863,166.95               | 4,219,482.28                | 0.00                       | 12,050,575.75    | 0.00             | 16,515,739.96          | 1,520,847.20       |                          |
| PR                    |           | 0.00                      | 0.00  | 0.00                    | 0.00                | 0.00                                  | 0.00        | 0.00                     | 0.00                      | 0.00                        | 0.00                       | 0.00                        | 0.00                       | 0.00             | 0.00                        | 0.00                       | 0.00                        | 0.00                       | 0.00             | 0.00             | 0.00                   | 0.00               | 0.00                     |
| MOOE                  |           | 28,824,048.91             | 0.00  | 28,824,048.91           | 28,824,048.91       | 0.00                                  | 0.00        | 0.00                     | 28,824,048.91             | 2,295,869.83                | 5,278,925.20               | 4,998,727.92                | 0.00                       | 13,571,222.95    | 2,137,838.52                | 5,863,166.95               | 4,219,482.28                | 0.00                       | 12,050,575.75    | 0.00             | 16,252,825.96          | 1,520,847.20       |                          |
| FinEx (if Applicable) |           | 0.00                      | 0.00  | 0.00                    | 0.00                | 0.00                                  | 0.00        | 0.00                     | 0.00                      | 0.00                        | 0.00                       | 0.00                        | 0.00                       | 0.00             | 0.00                        | 0.00                       | 0.00                        | 0.00                       | 0.00             | 0.00             | 0.00                   | 0.00               | 0.00                     |
| CO                    |           | 282,914.00                | 0.00  | 282,914.00              | 282,914.00          | 0.00                                  | 0.00        | 0.00                     | 282,914.00                | 0.00                        | 0.00                       | 0.00                        | 0.00                       | 0.00             | 0.00                        | 0.00                       | 0.00                        | 0.00                       | 0.00             | 0.00             | 282,914.00             | 0.00               |                          |

Certified Correct:  
  
 ASUNCION C. MANAGLICMOT, CPA  
 Head, Accounting Section 4  
 Date: 2022-10-12 12:12:48

Recommending Approval:  
  
 LILIA D. JACO  
 Acting Chief, Financial and Management Division  
 Date: 2022-10-12 12:13:50

Approved By:  
  
 LTGEN FERDINAND M. CARTUJANO PAF (RET)  
 President  
 Date: 2022-10-12 12:19:26