



SUMMARY OF APPROPRIATIONS, ALLOTMENTS, OBLIGATIONS, DISBURSEMENTS AND BALANCES BY OBJECT OF EXPENDITURES

As at the Quarter Ending September 30, 2022

Department : Department of National Defense (DND)
Agency : National Defense College of the Philippines
Operating Unit : < not applicable >
Organization Code (UACS) : 17 003 0000000
Fund Cluster : 01 Regular Agency Fund

Table with 2 columns: Category and Amount. X Current Year Appropriations, Supplemental Appropriations, Continuing Appropriations

(e.g. UACS Fund Cluster: 01-Regular Agency Fund, 02-Foreign Assisted Projects Fund, 03-Special Account-Locally Funded/Domestic Grants Fund, and 04-Special Account-Foreign Assisted/Foreign Grants Fund)

Main data table with columns: Particulars, UACS CODE, Appropriations, Allotments, Obligations, Disbursements, Balances. Includes rows for SUMMARY, A.AGENCY SPECIFIC BUDGET, Personnel Services, Salaries and Wages, etc.

Department : Department of National Defense (DND)
 Agency : National Defense College of the Philippines
 Operating Unit : < not applicable >
 Organization Code (UACS) : 17 003 000000
 Fund Cluster : 01 Regular Agency Fund

X	Current Year Appropriations
	Supplemental Appropriations
	Continuing Appropriations

(e.g. UACS Fund Cluster: 01-Regular Agency Fund, 02-Foreign Assisted Projects Fund, 03-Special Account-Locally Funded/Domestic Grants Fund, and 04-Special Account-Foreign Assisted/Foreign Grants Fund)

Particulars	UACS CODE	Appropriations			Allotments			Obligations					Disbursements					Balances		Unpaid Obligations (15-20)=(23+24)			
		Authorized Appropriations	Adjustments (Transfer To/From, Modifications/Augmentations)	Adjusted Appropriations	Allotments Received	Adjustments (Reductions, Modifications/Augmentations)	Transfer To	Transfer From	Adjusted Allotments	1st Quarter Ending March 31	2nd Quarter Ending June 30	3rd Quarter Ending Sept. 30	4th Quarter Ending Dec. 31	TOTAL	1st Quarter Ending March 31	2nd Quarter Ending June 30	3rd Quarter Ending Sept. 30	4th Quarter Ending Dec. 31	TOTAL	Unreleased Appropriations	Unobligated Allotments	Unpaid Obligations (15-20)=(23+24)	
																						Due and Demandable	Not Yet Due Demandable
1	2	3	4	5=(3+4)	6	7	8	9	10=(6+(-7)-8+9)	11	12	13	14	15=(11+12+13+14)	16	17	18	19	20=(16+17+18+19)	21=(5-10)	22=(10-15)	23	24
Supplies and Materials Expenses	5020300000	13,511,000.00	318,875.25	13,829,875.25	13,511,000.00	318,875.25	0.00	0.00	13,829,875.25	1,802,902.83	2,803,522.99	3,872,353.47	0.00	8,378,779.39	1,373,586.25	2,612,730.39	3,198,702.12	0.00	7,385,028.76	0.00	6,450,795.66	670,262.83	323,681.00
Office Supplies Expenses	5020301000	4,185,000.00	(399,967.85)	3,785,032.35	4,185,000.00	(399,967.85)	0.00	0.00	3,785,032.35	418,345.80	185,349.50	248,049.24	0.00	847,744.24	153,989.32	430,048.58	185,794.32	0.00	769,832.20	0.00	2,937,266.11	77,814.04	0.00
Office Supplies Expenses	5020301002	4,185,000.00	(399,967.85)	3,785,032.35	4,185,000.00	(399,967.85)	0.00	0.00	3,785,032.35	418,345.50	185,349.50	248,049.24	0.00	847,744.24	153,989.32	430,048.58	185,794.32	0.00	769,832.20	0.00	2,937,266.11	77,814.04	0.00
Drugs and Medicines Expenses	5020307000	125,000.00	184,500.00	309,500.00	125,000.00	184,500.00	0.00	0.00	309,500.00	7,850.00	88,550.00	213,100.00	0.00	309,500.00	7,850.00	88,550.00	117,888.80	0.00	211,812.10	0.00	0.00	87,887.90	0.00
Fuel, Oil and Lubricants Expenses	5020309000	4,013,000.00	0.00	4,013,000.00	4,013,000.00	0.00	0.00	0.00	4,013,000.00	770,048.88	1,400,179.87	1,679,874.66	0.00	3,749,801.09	770,048.88	1,400,179.87	1,679,874.66	0.00	3,749,801.09	0.00	283,198.91	0.00	0.00
Textbooks and Instructional Materials Expenses	5020311000	84,294.00	0.00	84,294.00	84,294.00	0.00	0.00	0.00	84,294.00	0.00	281,598.50	84,294.00	0.00	355,892.50	0.00	0.00	283,750.84	0.00	283,750.84	0.00	282,401.50	102,141.98	0.00
Textbooks and Instructional Materials Expenses	5020311001	84,294.00	0.00	84,294.00	84,294.00	0.00	0.00	0.00	84,294.00	0.00	281,598.50	84,294.00	0.00	355,892.50	0.00	0.00	283,750.84	0.00	283,750.84	0.00	282,401.50	102,141.98	0.00
Semi-Expendable Machinery and Equipment Expenses	5020321000	0.00	204,970.85	204,970.85	0.00	204,970.85	0.00	0.00	204,970.85	39,080.00	(1,985.00)	187,895.85	0.00	204,970.85	14,420.00	21,975.58	91,193.80	0.00	127,589.15	0.00	0.00	77,381.50	0.00
Semi-Expendable Machinery and Equipment Expenses	5020321001	0.00	204,970.85	204,970.85	0.00	204,970.85	0.00	0.00	204,970.85	39,080.00	(1,985.00)	187,895.85	0.00	204,970.85	14,420.00	21,975.58	91,193.80	0.00	127,589.15	0.00	0.00	77,381.50	0.00
Semi-Expendable Furniture, Fixtures and Books Expenses	5020322000	0.00	487,830.00	487,830.00	0.00	487,830.00	0.00	0.00	487,830.00	0.00	0.00	487,830.00	0.00	487,830.00	0.00	0.00	144,142.00	0.00	144,142.00	0.00	0.00	0.00	323,681.00
Semi-Expendable Furniture, Fixtures and Books Expenses	5020322001	0.00	487,830.00	487,830.00	0.00	487,830.00	0.00	0.00	487,830.00	0.00	0.00	487,830.00	0.00	487,830.00	0.00	0.00	144,142.00	0.00	144,142.00	0.00	0.00	0.00	323,681.00
Other Supplies and Materials Expenses	5020399000	4,844,000.00	(233,051.78)	4,610,948.22	4,844,000.00	(233,051.78)	0.00	0.00	4,610,948.22	889,800.57	699,830.32	1,103,610.02	0.00	2,443,040.91	427,290.07	874,638.31	828,878.30	0.00	2,128,803.88	0.00	1,887,907.34	314,737.23	0.00
Utility Expenses	5020400000	233,000.00	0.00	233,000.00	233,000.00	0.00	0.00	0.00	233,000.00	9,810.00	18,425.00	18,080.00	0.00	47,295.00	9,810.00	18,425.00	18,080.00	0.00	47,295.00	0.00	185,705.00	0.00	0.00
Water Expenses	5020401000	118,000.00	0.00	118,000.00	118,000.00	0.00	0.00	0.00	118,000.00	9,810.00	18,425.00	18,080.00	0.00	47,295.00	9,810.00	18,425.00	18,080.00	0.00	47,295.00	0.00	87,705.00	0.00	0.00
Electricity Expenses	5020402000	118,000.00	0.00	118,000.00	118,000.00	0.00	0.00	0.00	118,000.00	0.00	0.00	0.00	0.00	0.00	0.00	0.00	0.00	0.00	0.00	0.00	118,000.00	0.00	0.00
Communication Expenses	5020500000	1,720,000.00	(18,879.85)	1,701,320.16	1,720,000.00	(18,879.85)	0.00	0.00	1,701,320.16	181,233.78	178,780.52	135,549.80	0.00	473,544.10	181,233.78	178,780.52	135,549.80	0.00	473,544.10	0.00	1,227,778.05	0.00	0.00
Postage and Courier Services	5020501000	72,000.00	237.00	72,237.00	72,000.00	237.00	0.00	0.00	72,237.00	24,380.00	404.00	0.00	0.00	24,784.00	24,380.00	404.00	0.00	0.00	24,784.00	0.00	47,473.00	0.00	0.00
Telephone Expenses	5020502000	789,000.00	(18,918.85)	780,083.16	789,000.00	(18,918.85)	0.00	0.00	780,083.16	132,438.30	172,903.00	133,299.80	0.00	438,641.10	132,438.30	172,903.00	133,299.80	0.00	438,641.10	0.00	311,442.05	0.00	0.00
Mobile	5020502001	412,000.00	89,481.78	501,481.78	412,000.00	89,481.78	0.00	0.00	501,481.78	122,587.25	123,547.78	123,428.78	0.00	369,543.78	122,587.25	123,547.78	123,428.78	0.00	369,543.78	0.00	131,638.00	0.00	0.00
Landline	5020502002	387,000.00	(108,398.80)	248,601.40	387,000.00	(108,398.80)	0.00	0.00	248,601.40	9,871.05	49,355.22	9,871.05	0.00	69,097.35	9,871.05	49,355.22	9,871.05	0.00	69,097.35	0.00	179,504.05	0.00	0.00
Internet Subscription Expenses	5020503000	782,000.00	0.00	782,000.00	782,000.00	0.00	0.00	0.00	782,000.00	2,500.00	899.00	0.00	0.00	3,399.00	2,500.00	899.00	0.00	0.00	3,399.00	0.00	778,611.00	0.00	0.00
Cable, Satellite, Telegraph and Radio Expenses	5020504000	97,000.00	0.00	97,000.00	97,000.00	0.00	0.00	0.00	97,000.00	1,935.48	2,584.52	2,250.00	0.00	6,760.00	1,935.48	2,584.52	2,250.00	0.00	6,760.00	0.00	80,250.00	0.00	0.00
Confidential, Intelligence and Extraordinary Expenses	5021000000	108,000.00	0.00	108,000.00	108,000.00	0.00	0.00	0.00	108,000.00	27,000.00	27,000.00	8,000.00	0.00	83,000.00	27,000.00	27,000.00	9,000.00	0.00	83,000.00	0.00	45,000.00	0.00	0.00
Extraordinary and Miscellaneous Expenses	5021003000	108,000.00	0.00	108,000.00	108,000.00	0.00	0.00	0.00	108,000.00	27,000.00	27,000.00	8,000.00	0.00	83,000.00	27,000.00	27,000.00	9,000.00	0.00	83,000.00	0.00	45,000.00	0.00	0.00
Professional Services	5021100000	8,898,000.00	(403,438.87)	8,494,561.33	8,898,000.00	(403,438.87)	0.00	0.00	8,494,561.33	482,078.98	740,879.48	600,818.88	0.00	1,823,272.12	473,053.62	731,370.80	574,108.90	0.00	1,778,531.22	0.00	3,831,281.21	44,740.90	0.00
Auditing Services	5021102000	30,000.00	0.00	30,000.00	30,000.00	0.00	0.00	0.00	30,000.00	0.00	0.00	0.00	0.00	0.00	0.00	0.00	0.00	0.00	0.00	0.00	30,000.00	0.00	0.00
Consultancy Services	5021103000	3,207,000.00	(410,043.84)	2,796,956.38	3,207,000.00	(410,043.84)	0.00	0.00	2,796,956.38	0.00	0.00	0.00	0.00	0.00	0.00	0.00	0.00	0.00	0.00	0.00	2,796,956.38	0.00	0.00
Consultancy Services	5021103002	3,207,000.00	(410,043.84)	2,796,956.38	3,207,000.00	(410,043.84)	0.00	0.00	2,796,956.38	0.00	0.00	0.00	0.00	0.00	0.00	0.00	0.00	0.00	0.00	0.00	2,796,956.38	0.00	0.00
Other Professional Services	5021199000	2,827,000.00	5,806.97	2,827,006.97	2,827,000.00	5,806.97	0.00	0.00	2,827,006.97	482,078.98	740,879.48	600,818.88	0.00	1,823,272.12	473,053.62	731,370.80	574,108.90	0.00	1,778,531.22	0.00	804,334.85	44,740.90	0.00
General Services	5021200000	7,818,000.00	403,438.87	8,021,438.87	7,818,000.00	403,438.87	0.00	0.00	8,021,438.87	684,735.48	2,817,023.21	1,974,911.07	0.00	6,186,889.77	557,185.77	2,812,235.16	1,410,800.30	0.00	4,580,001.23	0.00	2,884,768.90	578,888.84	0.00
Environment/Sanitary Services	5021201000	150,000.00	0.00	150,000.00	150,000.00	0.00	0.00	0.00	150,000.00	0.00	0.00	0.00	0.00	0.00	0.00	0.00	0.00	0.00	0.00	0.00	150,000.00	0.00	0.00
Janitorial Services	5021202000	3,180,000.00	0.00	3,180,000.00	3,180,000.00	0.00	0.00	0.00	3,180,000.00	258,789.00	1,041,800.00	549,958.58	0.00	1,850,344.58	258,789.00	1,041,800.00	549,958.58	0.00	1,850,344.58	0.00	1,328,858.44	0.00	0.00
Security Services	5021203000	3,398,000.00	0.00	3,398,000.00	3,398,000.00	0.00	0.00	0.00	3,398,000.00	0.00	1,122,835.52	1,107,913.32	0.00	2,230,548.84	0.00	1,122,835.52	581,317.78	0.00	1,853,953.28	0.00	1,187,451.18	849,595.58	0.00
Other General Services	5021299000	890,000.00	403,438.87	1,293,438.87	890,000.00	403,438.87	0.00	0.00	1,293,438.87	305,848.49	452,787.89	317,042.18	0.00	1,075,778.37	298,378.77	447,699.84	299,328.98	0.00	1,045,793.39	0.00	217,860.30	30,072.98	0.00
Other General Services	5021299009	890,000.00	403,438.87	1,293,438.87	890,000.00																		


Department : Department of National Defense (DND)
 Agency : National Defense College of the Philippines
 Operating Unit : < not applicable >
 Organization Code (UACS) : 17 003 0000000
 Fund Cluster : D1 Regular Agency Fund

X	Current Year Appropriations
	Supplemental Appropriations
	Continuing Appropriations

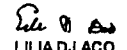
(e.g. UACS Fund Cluster: 01-Regular Agency Fund, 02-Foreign Assisted Projects Fund, 03-Special Account-Locally Funded/Domestic Grants Fund, and 04-Special Account-Foreign Assisted/Foreign Grants Fund)

Particulars	UACS CODE	Appropriations			Allotments					Obligations					Disbursements					Balances			
		Authorized Appropriations	Adjustments (Transfer To/From, Modifications/Augmentations)	Adjusted Appropriations	Allotments Received	Adjustments (Reductions, Modifications/Augmentations)	Transfer To	Transfer From	Adjusted Allotments	1st Quarter Ending March 31	2nd Quarter Ending June 30	3rd Quarter Ending Sept. 30	4th Quarter Ending Dec. 31	TOTAL	1st Quarter Ending March 31	2nd Quarter Ending June 30	3rd Quarter Ending Sept. 30	4th Quarter Ending Dec. 31	TOTAL	Unreleased Appropriations	Unobligated Allotments	Unpaid Obligations (15-20)=(23+24)	
1	2	3	4	5=(3+4)	6	7	8	9	10=[(8+(-)7)-8+9]	11	12	13	14	15=(11+12+13+14)	16	17	18	19	20=(16+17+18+19)	21=(5-10)	22=(10-16)	23	24
Printing and Publication Expenses	6029902000	478,000.00	66,818.50	534,818.50	478,000.00	66,818.50	0.00	0.00	534,818.50	48,600.00	143,805.00	83,258.50	0.00	285,363.50	0.00	105,181.55	173,084.00	0.00	278,255.55	0.00	249,155.00	7,105.55	0
Representation Expenses	6029903000	2,259,000.00	(234,499.50)	2,034,500.50	2,259,000.00	(234,499.50)	0.00	0.00	2,034,500.50	104,070.00	313,890.97	833,120.53	0.00	851,081.50	104,070.00	313,890.97	524,320.83	0.00	842,281.50	0.00	1,083,418.00	8,600.00	0
Rent/Lease Expenses	6029905000	1,150,000.00	66,000.00	1,206,000.00	1,150,000.00	56,000.00	0.00	0.00	1,206,000.00	22,950.00	91,800.00	232,850.88	0.00	347,600.88	22,950.00	91,800.00	232,850.88	0.00	347,600.88	0.00	888,399.14	0.00	0
Rents - Motor Vehicles	6029905003	600,000.00	66,000.00	666,000.00	600,000.00	66,000.00	0.00	0.00	666,000.00	0.00	0.00	157,200.00	0.00	157,200.00	0.00	0.00	157,200.00	0.00	157,200.00	0.00	398,800.00	0.00	0
Rents - Equipment	6029905004	650,000.00	0.00	650,000.00	650,000.00	0.00	0.00	0.00	650,000.00	22,950.00	91,800.00	75,850.88	0.00	190,400.88	22,950.00	91,800.00	75,850.88	0.00	190,400.88	0.00	469,699.14	0.00	0
Membership Dues and Contributions to Organizations	6029906000	5,000.00	0.00	5,000.00	5,000.00	0.00	0.00	0.00	5,000.00	0.00	0.00	0.00	0.00	0.00	0.00	0.00	0.00	0.00	0.00	0.00	5,000.00	0.00	0
Subscription Expenses	6029907000	8,020,000.00	313,292.00	8,333,292.00	8,020,000.00	313,292.00	0.00	0.00	8,333,292.00	2,298,888.12	1,483,638.00	831,349.00	0.00	4,391,775.12	1,813,411.24	1,587,054.24	864,570.76	0.00	4,335,036.24	0.00	3,941,516.88	68,738.88	0
ICT Software Subscription	6029907001	7,890,000.00	0.00	7,890,000.00	7,890,000.00	0.00	0.00	0.00	7,890,000.00	1,773,698.12	1,438,542.00	890,222.00	0.00	3,810,380.12	1,720,388.24	1,125,488.00	910,822.00	0.00	3,766,498.24	0.00	3,879,639.88	53,881.88	0
Other Subscription Expenses	6029907099	330,000.00	313,292.00	643,292.00	330,000.00	313,292.00	0.00	0.00	643,292.00	603,292.00	26,996.00	31,127.00	0.00	581,415.00	83,023.00	441,566.24	43,848.76	0.00	578,539.00	0.00	81,877.00	2,877.00	0
Other Maintenance and Operating Expenses	6029999000	0.00	466,179.35	466,179.35	0.00	466,179.35	0.00	0.00	466,179.35	50,000.00	262,844.80	153,534.75	0.00	466,179.35	50,000.00	80,529.75	151,684.75	0.00	282,114.50	0.00	0.00	174,064.85	0
Capital Outlays		8,958,000.00	0.00	8,958,000.00	8,958,000.00	0.00	0.00	0.00	8,958,000.00	878,000.00	2,457,591.00	2,785,282.00	0.00	6,917,853.00	0.00	884,760.00	2,582,968.80	0.00	3,237,735.80	0.00	3,038,147.00	2,880,117.20	0
Property, Plant and Equipment Outlay	6080400000	8,958,000.00	0.00	8,958,000.00	8,958,000.00	0.00	0.00	0.00	8,958,000.00	878,000.00	2,457,591.00	2,785,282.00	0.00	6,917,853.00	0.00	884,760.00	2,582,968.80	0.00	3,237,735.80	0.00	3,038,147.00	2,880,117.20	0
Machinery and Equipment Outlay	6080406000	8,958,000.00	0.00	8,958,000.00	8,958,000.00	0.00	0.00	0.00	8,958,000.00	878,000.00	2,457,591.00	2,785,282.00	0.00	6,917,853.00	0.00	884,760.00	2,582,968.80	0.00	3,237,735.80	0.00	3,038,147.00	2,880,117.20	0
Information and Communication Technology Equipment	6080405003	765,000.00	0.00	765,000.00	765,000.00	0.00	0.00	0.00	765,000.00	0.00	0.00	0.00	0.00	0.00	0.00	0.00	0.00	0.00	0.00	0.00	765,000.00	0.00	0
ICT Software	6080405016	1,800,000.00	0.00	1,800,000.00	1,800,000.00	0.00	0.00	0.00	1,800,000.00	878,000.00	0.00	800,000.00	0.00	1,475,000.00	0.00	884,760.00	796,250.00	0.00	1,481,000.00	0.00	325,000.00	24,000.00	0
Other Machinery and Equipment	6080405099	6,401,000.00	0.00	6,401,000.00	6,401,000.00	0.00	0.00	0.00	6,401,000.00	0.00	2,457,591.00	1,985,282.00	0.00	4,442,853.00	0.00	0.00	1,786,735.80	0.00	1,786,735.80	0.00	1,888,147.00	2,856,117.20	0
B. AUTOMATIC APPROPRIATIONS		3,430,000.00	0.00	3,430,000.00	3,430,000.00	0.00	0.00	0.00	3,430,000.00	829,942.66	835,104.69	883,384.74	0.00	2,528,431.89	829,942.66	835,104.69	857,873.37	0.00	2,622,920.52	0.00	901,668.11	5,511.37	0
Retirement and Life Insurance Premiums		3,430,000.00	0.00	3,430,000.00	3,430,000.00	0.00	0.00	0.00	3,430,000.00	829,942.66	835,104.69	883,384.74	0.00	2,528,431.89	829,942.66	835,104.69	857,873.37	0.00	2,622,920.52	0.00	901,668.11	5,511.37	0
GRAND TOTAL		136,148,000.00	0.00	136,148,000.00	136,148,000.00	0.00	0.00	0.00	136,148,000.00	20,887,438.84	25,080,108.30	25,877,784.39	0.00	71,805,309.63	16,178,713.65	23,831,958.74	23,779,921.87	0.00	65,690,594.06	4,193,000.00	69,349,890.47	5,669,027.47	325,688


Certified Correct:


ASUNCION C MANGLIHOT, CPA
 Head, Accounting Section
 Date: 2022-10-12 12:22:51

Recommending Approval:


LILIA D JACO
 Acting Chief, Financial and Management Division
 Date: 2022-10-12 12:23:37

Approved By:


LTGEN FERDINAND M CARTUJANO PAE (RET)
 President
 Date: 2022-10-12 12:24:28



SUMMARY OF APPROPRIATIONS, ALLOTMENTS, OBLIGATIONS, DISBURSEMENTS AND BALANCES BY OBJECT OF EXPENDITURES

As at the Quarter Ending September 30, 2022

Department: Department of National Defense (DND)
 Agency/Entity: National Defense College of the Philippines
 Operating Unit: < not applicable >
 Organization Code (UACS) : 17 003 000000
 Fund Cluster: 01 Regular Agency Fund

	Current Year Appropriations
	Supplemental Appropriations
X	Continuing Appropriations

(e.g. UACS Fund Cluster: 01-Regular Agency Fund, 02-Foreign Assisted Projects Fund, 03-Special Account-Locally Funded/Domestic Grants Fund, and 04-Special Account-Foreign Assisted/Foreign Grants Fund)

Particulars	UACS CODE	Appropriations			Allotments			Obligations					Disbursements				Balances						
		Authorized Appropriations	Adjustments (Transfer To/From, Modifications/Augmentations)	Adjusted Appropriations	Allotments Received	Adjustments (Reductions, Modifications/Augmentations)	Transfer To	Transfer From	Adjusted Allotments	1st Quarter Ending March 31	2nd Quarter Ending June 30	3rd Quarter Ending Sept. 30	4th Quarter Ending Dec. 31	TOTAL	1st Quarter Ending March 31	2nd Quarter Ending June 30	3rd Quarter Ending Sept. 30	4th Quarter Ending Dec. 31	TOTAL	Unreleased Appropriations	Unobligated Allotments	Unpaid Obligations (15-20)=(23+24)	
		3	4	5=(3+4)	6	7	8	9	10=(6+(-17)+8+9)	11	12	13	14	15=(11+12+13+14)	16	17	18	19	20=(16+17+18+19)	21=(5-10)	22=(10-15)	23	24
SUMMARY		30,088,982.91	0.00	30,088,982.91	30,088,982.91	0.00	0.00	0.00	30,088,982.91	2,295,589.83	8,278,925.20	4,998,727.82	0.00	13,571,222.95	2,137,938.52	5,893,158.95	4,219,482.28	0.00	12,050,578.75	0.00	16,515,739.98	1,281,881.20	238.78
I. CONTINUING APPROPRIATIONS		30,088,982.91	0.00	30,088,982.91	30,088,982.91	0.00	0.00	0.00	30,088,982.91	2,295,589.83	8,278,925.20	4,998,727.82	0.00	13,571,222.95	2,137,938.52	5,893,158.95	4,219,482.28	0.00	12,050,578.75	0.00	16,515,739.98	1,281,881.20	238.78
I. Agency Specific Budget		30,088,982.91	0.00	30,088,982.91	30,088,982.91	0.00	0.00	0.00	30,088,982.91	2,295,589.83	8,278,925.20	4,998,727.82	0.00	13,571,222.95	2,137,938.52	5,893,158.95	4,219,482.28	0.00	12,050,578.75	0.00	16,515,739.98	1,281,881.20	238.78
Maintenance and Other Operating Expenses		29,824,048.91	0.00	29,824,048.91	29,824,048.91	0.00	0.00	0.00	29,824,048.91	2,295,589.83	8,278,925.20	4,998,727.82	0.00	13,571,222.95	2,137,938.52	5,893,158.95	4,219,482.28	0.00	12,050,578.75	0.00	16,252,825.96	1,281,881.20	238.78
Traveling Expenses	502010000	8,927,718.08	0.00	8,927,718.08	8,927,718.08	0.00	0.00	0.00	8,927,718.08	0.00	788,898.44	0.00	0.00	788,898.44	0.00	788,898.44	0.00	0.00	788,898.44	0.00	8,141,018.84	0.00	0.00
Traveling Expenses - Local	5020101000	8,801,149.00	0.00	8,801,149.00	8,801,149.00	0.00	0.00	0.00	8,801,149.00	0.00	788,898.44	0.00	0.00	788,898.44	0.00	788,898.44	0.00	0.00	788,898.44	0.00	8,014,450.58	0.00	0.00
Traveling Expenses - Foreign	5020102000	128,568.08	0.00	128,568.08	128,568.08	0.00	0.00	0.00	128,568.08	0.00	0.00	0.00	0.00	0.00	0.00	0.00	0.00	0.00	0.00	0.00	128,568.08	0.00	0.00
Training and Scholarship Expenses	502020000	918,798.25	0.00	918,798.25	918,798.25	0.00	0.00	0.00	918,798.25	143,030.00	523,384.58	1,159,132.13	0.00	1,825,548.69	120,000.00	528,164.58	1,178,774.83	0.00	1,824,939.19	0.00	908,748.44	607.50	0.00
Training Expenses	5020201000	918,798.25	0.00	918,798.25	918,798.25	0.00	0.00	0.00	918,798.25	143,030.00	523,384.58	1,159,132.13	0.00	1,825,548.69	120,000.00	528,164.58	1,178,774.83	0.00	1,824,939.19	0.00	908,748.44	607.50	0.00
ICT Training Expenses	5020201001	240,000.00	0.00	240,000.00	240,000.00	0.00	0.00	0.00	240,000.00	23,030.00	0.00	0.00	0.00	23,030.00	0.00	23,030.00	0.00	0.00	23,030.00	0.00	216,970.00	0.00	0.00
Training Expenses	5020201002	678,798.25	0.00	678,798.25	678,798.25	0.00	0.00	0.00	678,798.25	120,000.00	523,384.58	1,159,132.13	0.00	1,802,518.69	120,000.00	505,134.58	1,178,774.83	0.00	1,801,909.19	0.00	1,123,718.44	607.50	0.00
Supplies and Materials Expenses	502030000	3,095,395.48	0.00	3,095,395.48	3,095,395.48	0.00	0.00	0.00	3,095,395.48	978,828.83	910,159.55	874,438.95	0.00	2,591,228.37	913,299.23	888,804.07	479,879.82	0.00	2,280,079.82	0.00	534,187.11	63,948.55	237.20
Office Supplies Expenses	5020301000	501,868.35	0.00	501,868.35	501,868.35	0.00	0.00	0.00	501,868.35	0.00	9,880.00	115,352.50	0.00	125,232.50	0.00	9,840.00	107,111.90	0.00	118,751.90	0.00	378,833.85	8,480.80	0.00
Office Supplies Expenses	5020301002	501,868.35	0.00	501,868.35	501,868.35	0.00	0.00	0.00	501,868.35	0.00	0.00	115,352.50	0.00	125,232.50	0.00	9,840.00	107,111.90	0.00	118,751.90	0.00	378,833.85	8,480.80	0.00
Drugs and Medicines Expenses	5020307000	0.00	0.00	0.00	0.00	0.00	0.00	0.00	0.00	108,750.00	108,750.00	0.00	0.00	217,500.00	108,750.00	108,750.00	0.00	0.00	217,500.00	0.00	(217,500.00)	0.00	0.00
Fuel, Oil and Lubricants Expenses	5020309000	407,388.78	0.00	407,388.78	407,388.78	0.00	0.00	0.00	407,388.78	408,780.78	501.12	738.50	0.00	408,998.40	408,780.78	501.12	738.50	0.00	408,998.40	0.00	368.38	0.00	0.00
Textbooks and Instructional Materials Expenses	5020311000	509,177.00	0.00	509,177.00	509,177.00	0.00	0.00	0.00	509,177.00	0.00	0.00	0.00	0.00	0.00	0.00	0.00	0.00	0.00	0.00	0.00	509,177.00	0.00	0.00
Textbooks and Instructional Materials Expenses	5020311001	509,177.00	0.00	509,177.00	509,177.00	0.00	0.00	0.00	509,177.00	0.00	0.00	0.00	0.00	0.00	0.00	0.00	0.00	0.00	0.00	0.00	509,177.00	0.00	0.00
Semi-Expendable Machinery and Equipment Expenses	5020321000	0.00	0.00	0.00	0.00	0.00	0.00	0.00	0.00	55,569.80	348,839.50	14,600.00	0.00	418,709.10	0.00	335,735.83	86,074.30	0.00	391,809.83	0.00	(418,709.10)	24,899.27	0.00
Semi-Expendable Machinery and Equipment Expenses	5020321000	0.00	0.00	0.00	0.00	0.00	0.00	0.00	0.00	55,569.80	348,839.50	14,600.00	0.00	418,709.10	0.00	335,735.83	86,074.30	0.00	391,809.83	0.00	(418,709.10)	24,899.27	0.00
Semi-Expendable Furniture, Fixtures and Books Expenses	5020322000	0.00	0.00	0.00	0.00	0.00	0.00	0.00	0.00	0.00	0.00	237,200.00	0.00	237,200.00	0.00	0.00	0.00	0.00	0.00	0.00	(237,200.00)	0.00	237.20
Semi-Expendable Furniture, Fixtures and Books Expenses	5020322000	0.00	0.00	0.00	0.00	0.00	0.00	0.00	0.00	0.00	0.00	237,200.00	0.00	237,200.00	0.00	0.00	0.00	0.00	0.00	0.00	(237,200.00)	0.00	237.20
Other Supplies and Materials Expenses	5020390000	1,878,985.35	0.00	1,878,985.35	1,878,985.35	0.00	0.00	0.00	1,878,985.35	408,549.46	444,388.97	308,848.95	0.00	1,157,888.37	398,788.45	412,277.42	315,953.82	0.00	1,127,019.89	0.00	519,398.98	30,588.88	0.00
Communication Expenses	5020500000	1,821,954.83	0.00	1,821,954.83	1,821,954.83	0.00	0.00	0.00	1,821,954.83	0.00	1,242,102.79	0.00	0.00	1,242,102.79	0.00	1,242,102.79	0.00	0.00	1,242,102.79	0.00	279,851.84	0.00	0.00
Postage and Courier Services	5020501000	130,408.20	0.00	130,408.20	130,408.20	0.00	0.00	0.00	130,408.20	0.00	0.00	0.00	0.00	0.00	0.00	0.00	0.00	0.00	0.00	0.00	130,408.20	0.00	0.00
Telephone Expenses	5020502000	19,182.00	0.00	19,182.00	19,182.00	0.00	0.00	0.00	19,182.00	0.00	0.00	0.00	0.00	0.00	0.00	0.00	0.00	0.00	0.00	0.00	19,182.00	0.00	0.00
Mobile	5020502001	19,182.00	0.00	19,182.00	19,182.00	0.00	0.00	0.00	19,182.00	0.00	0.00	0.00	0.00	0.00	0.00	0.00	0.00	0.00	0.00	0.00	19,182.00	0.00	0.00

This report was generated using the Unified Reporting System on null version.FAR1A.1.1 ; Status : SUBMITTED

Department: Department of National Defense (DND)
 Agency/Entity: National Defense College of the Philippines
 Operating Unit: < not applicable >
 Organization Code (UACS): 17 003 000000
 Fund Cluster: 01 Regular Agency Fund

	Current Year Appropriations
	Supplemental Appropriations
X	Continuing Appropriations

(e.g. UACS Fund Cluster: 01-Regular Agency Fund, 02-Foreign Assisted Projects Fund, 03-Special Account-Locally Funded/Domestic Grants Fund, and 04-Special Account-Foreign Assisted/Foreign Grants Fund)

Particulars	UACS CODE	Appropriations			Allotments					Obligations					Disbursements				Balances					
		Authorized Appropriations	Adjustments (Transfer To/From, Modifications/Augmentations)	Adjusted Appropriations	Allotments Received	Adjustments (Reductions, Modifications/Augmentations)	Transfer To	Transfer From	Adjusted Allotments	1st Quarter Ending March 31	2nd Quarter Ending June 30	3rd Quarter Ending Sept. 30	4th Quarter Ending Dec. 31	TOTAL	1st Quarter Ending March 31	2nd Quarter Ending June 30	3rd Quarter Ending Sept. 30	4th Quarter Ending Dec. 31	TOTAL	Unreleased Appropriations	Unobligated Allotments	Unpaid Obligations (15-20)=(23+24)		
																						Due and Demandable	Not Yet Due Demandable	
1	2	3	4	5=(3+4)	6	7	8	9	10=[(8+(-7)-8+9)]	11	12	13	14	15=(11+12+13+14)	16	17	18	19	20=(16+17+18+19)	21=(5-10)	22=(10-15)	23	24	
Internet Subscription Expenses	6020503000	1,372,384.43	0.00	1,372,384.43	1,372,384.43	0.00	0.00	0.00	1,372,384.43	0.00	1,242,102.79	0.00	0.00	1,242,102.79	0.00	1,242,102.79	0.00	0.00	1,242,102.79	0.00	130,281.64	0.00		
Professional Services	6021100000	8,849,820.62	0.00	8,849,820.62	8,849,820.62	0.00	0.00	0.00	8,849,820.62	769,213.83	1,378,310.61	1,219,925.08	0.00	3,367,449.40	749,208.32	1,380,324.04	1,183,121.84	0.00	3,292,654.20	0.00	5,492,371.12	84,795.20		
Consultancy Services	6021103000	493,836.73	0.00	493,836.73	493,836.73	0.00	0.00	0.00	493,836.73	0.00	0.00	0.00	0.00	0.00	0.00	0.00	0.00	0.00	0.00	0.00	493,836.73	0.00		
Other Professional Services	6021103002	493,836.73	0.00	493,836.73	493,836.73	0.00	0.00	0.00	493,836.73	0.00	0.00	0.00	0.00	0.00	0.00	0.00	0.00	0.00	0.00	0.00	493,836.73	0.00		
Other Professional Services	6021199000	8,356,284.79	0.00	8,356,284.79	8,356,284.79	0.00	0.00	0.00	8,356,284.79	769,213.83	1,378,310.61	1,219,925.08	0.00	3,367,449.40	749,208.32	1,380,324.04	1,183,121.84	0.00	3,292,654.20	0.00	4,998,536.39	94,795.20		
General Services	6021200000	44,000.00	0.00	44,000.00	44,000.00	0.00	0.00	0.00	44,000.00	102,220.38	229,458.46	183,732.47	0.00	495,411.31	99,918.18	228,765.66	164,287.97	0.00	480,941.71	0.00	(451,411.31)	14,469.80		
Other General Services	6021299000	44,000.00	0.00	44,000.00	44,000.00	0.00	0.00	0.00	44,000.00	102,220.38	229,458.46	183,732.47	0.00	495,411.31	99,918.18	228,765.66	164,287.97	0.00	480,941.71	0.00	(451,411.31)	14,469.80		
Other General Services	6021299009	44,000.00	0.00	44,000.00	44,000.00	0.00	0.00	0.00	44,000.00	102,220.38	229,458.46	183,732.47	0.00	495,411.31	99,918.18	228,765.66	164,287.97	0.00	480,941.71	0.00	(451,411.31)	14,469.80		
Repairs and Maintenance	6021300000	0.00	0.00	0.00	0.00	0.00	0.00	0.00	0.00	58,410.00	186,148.80	840,305.71	0.00	1,094,864.31	0.00	248,921.84	430,847.12	0.00	877,588.99	0.00	(1,094,864.31)	416,729.35	1.68	
Repairs and Maintenance - Buildings and Other Structures	6021304000	0.00	0.00	0.00	0.00	0.00	0.00	0.00	0.00	0.00	68,094.80	403,370.00	0.00	481,464.80	0.00	68,351.76	374,118.80	0.00	430,470.88	0.00	(481,464.80)	30,993.84		
Buildings	6021304001	0.00	0.00	0.00	0.00	0.00	0.00	0.00	0.00	0.00	68,094.80	403,370.00	0.00	481,464.80	0.00	68,351.76	374,118.80	0.00	430,470.88	0.00	(481,464.80)	30,993.84		
Repairs and Maintenance - Machinery and Equipment	6021305000	0.00	0.00	0.00	0.00	0.00	0.00	0.00	0.00	0.00	0.00	0.00	0.00	62,200.00	0.00	0.00	60,834.00	0.00	50,834.00	0.00	(62,200.00)	0.00	1.68	
Other Machinery and Equipment	6021305009	0.00	0.00	0.00	0.00	0.00	0.00	0.00	0.00	0.00	0.00	0.00	0.00	62,200.00	0.00	0.00	60,834.00	0.00	50,834.00	0.00	(62,200.00)	0.00	1.68	
Repairs and Maintenance - Transportation Equipment	6021306000	0.00	0.00	0.00	0.00	0.00	0.00	0.00	0.00	68,410.00	138,054.00	384,735.71	0.00	681,199.71	0.00	190,670.08	5,884.22	0.00	196,484.30	0.00	(681,199.71)	384,735.41		
Motor Vehicles	6021306001	0.00	0.00	0.00	0.00	0.00	0.00	0.00	0.00	68,410.00	138,054.00	384,735.71	0.00	681,199.71	0.00	190,670.08	5,884.22	0.00	196,484.30	0.00	(681,199.71)	384,735.41		
Taxes, Insurance Premiums and Other Fees	6021600000	2,238,442.41	0.00	2,238,442.41	2,238,442.41	0.00	0.00	0.00	2,238,442.41	0.00	0.00	0.00	0.00	0.00	0.00	0.00	0.00	0.00	0.00	0.00	2,238,442.41	0.00		
Insurance Expenses	6021603000	2,238,442.41	0.00	2,238,442.41	2,238,442.41	0.00	0.00	0.00	2,238,442.41	0.00	0.00	0.00	0.00	0.00	0.00	0.00	0.00	0.00	0.00	0.00	2,238,442.41	0.00		
Other Maintenance and Operating Expenses	6029900000	4,227,922.64	0.00	4,227,922.64	4,227,922.64	0.00	0.00	0.00	4,227,922.64	256,065.79	1,012,862.25	939,193.50	0.00	2,207,921.84	255,510.79	437,286.65	792,784.20	0.00	1,485,590.84	0.00	2,020,000.90	722,331.00		
Printing and Publication Expenses	6029902000	448,910.00	0.00	448,910.00	448,910.00	0.00	0.00	0.00	448,910.00	18,500.00	197,720.00	221,385.00	0.00	437,805.00	17,945.00	192,343.40	77,173.20	0.00	287,481.80	0.00	11,305.00	180,143.40		
Representation Expenses	6029903000	719,395.95	0.00	719,395.95	719,395.95	0.00	0.00	0.00	719,395.95	38,100.00	46,483.50	330,440.85	0.00	414,024.35	36,100.00	46,483.50	330,440.85	0.00	414,024.35	0.00	305,371.60	0.00		
Rent/Lease Expenses	6029905000	284,917.82	0.00	284,917.82	284,917.82	0.00	0.00	0.00	284,917.82	53,049.99	0.00	125,000.00	0.00	178,049.99	53,049.99	0.00	125,000.00	0.00	178,049.99	0.00	88,887.83	0.00		
Rents - Motor Vehicles	6029909003	284,917.82	0.00	284,917.82	284,917.82	0.00	0.00	0.00	284,917.82	30,100.00	0.00	125,000.00	0.00	155,100.00	30,100.00	0.00	125,000.00	0.00	155,100.00	0.00	109,917.82	0.00		
Rents - Equipment	6029909004	0.00	0.00	0.00	0.00	0.00	0.00	0.00	0.00	0.00	22,949.99	0.00	0.00	22,949.99	22,949.99	0.00	0.00	0.00	22,949.99	0.00	(22,949.99)	0.00		
Subscription Expenses	6029907000	2,166,901.42	0.00	2,166,901.42	2,166,901.42	0.00	0.00	0.00	2,166,901.42	0.00	0.00	0.00	0.00	0.00	0.00	0.00	0.00	0.00	0.00	0.00	2,166,901.42	0.00		
ICT Software Subscription	6029907001	1,657,800.00	0.00	1,657,800.00	1,657,800.00	0.00	0.00	0.00	1,657,800.00	0.00	0.00	0.00	0.00	0.00	0.00	0.00	0.00	0.00	0.00	0.00	1,657,800.00	0.00		
Other Subscription Expenses	6029907099	609,301.42	0.00	609,301.42	609,301.42	0.00	0.00	0.00	609,301.42	0.00	0.00	0.00	0.00	0.00	0.00	0.00	0.00	0.00	0.00	0.00	609,301.42	0.00		
Other Maintenance and Operating Expenses	6029999000	827,797.55	0.00	827,797.55	827,797.55	0.00	0.00	0.00	827,797.55	149,416.80	789,468.75	282,387.75	0.00	1,178,242.30	148,416.80	189,458.75	260,180.16	0.00	808,054.70	0.00	(660,444.75)	572,187.80		
Capital Outlays		282,914.00	0.00	282,914.00	282,914.00	0.00	0.00	0.00	282,914.00	0.00	0.00	0.00	0.00	0.00	0.00	0.00	0.00	0.00	0.00	0.00	282,914.00	0.00		
Property, Plant and Equipment Outlay	6080400000	282,914.00	0.00	282,914.00	282,914.00	0.00	0.00	0.00	282,914.00	0.00	0.00	0.00	0.00	0.00	0.00	0.00	0.00	0.00	0.00	0.00	282,914.00	0.00		
Machinery and Equipment Outlay	6080409000	282,914.00	0.00	282,914.00	282,914.00	0.00	0.00	0.00	282,914.00	0.00	0.00	0.00	0.00	0.00	0.00	0.00	0.00	0.00	0.00	0.00	282,914.00	0.00		
Information and Communication Technology Equipment	6080409003	12,491.00	0.00	12,491.00	12,491.00	0.00	0.00	0.00	12,491.00	0.00	0.00	0.00	0.00	0.00	0.00	0.00	0.00	0.00	0.00	0.00	12,491.00	0.00		

This report was generated using the Unified Reporting System on null version.FAR1A.1.1 ; Status : SUBMITTED


Department: Department of National Defense (DND)
 Agency/Entity: National Defense College of the Philippines
 Operating Unit: < not applicable >
 Organization Code (UACS): 17 003 0000000
 Fund Cluster: 01 Regular Agency Fund

	Current Year Appropriations
	Supplemental Appropriations
X	Continuing Appropriations

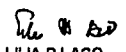
(e.g. UACS Fund Cluster: 01-Regular Agency Fund, 02-Foreign Assisted Projects Fund, 03-Special Account-Locally Funded/Domestic Grants Fund, and 04-Special Account-Foreign Assisted/Foreign Grants Fund)

Particulars	UACS CODE	Appropriations			Allotments					Obligations					Disbursements					Balances				
		Authorized Appropriations	Adjustments (Transfer To/From, Modifications/ Augmentations)	Adjusted Appropriations	Allotments Received	Adjustments (Reductions, Modifications/ Augmentations)	Transfer To	Transfer From	Adjusted Allotments	1st Quarter Ending March 31	2nd Quarter Ending June 30	3rd Quarter Ending Sept. 30	4th Quarter Ending Dec. 31	TOTAL	1st Quarter Ending March 31	2nd Quarter Ending June 30	3rd Quarter Ending Sept. 30	4th Quarter Ending Dec. 31	TOTAL	Unreleased Appropriations	Unobligated Allotments	Unpaid Obligations (15-20)=(23+24)		
1	2	3	4	5=(3+4)	6	7	8	9	10=[(6+(-)7)+9]	11	12	13	14	15=(11+12+13+14)	16	17	18	19	20=(16+17+18+19)	21=(5-10)	22=(10-15)	23	24	
ICT Software	5060405015	70,000.00	0.00	70,000.00	70,000.00	0.00	0.00	0.00	70,000.00	0.00	0.00	0.00	0.00	0.00	0.00	0.00	0.00	0.00	0.00	0.00	0.00	70,000.00	0.00	0.00
Other Machinery and Equipment	5060405099	180,423.00	0.00	180,423.00	180,423.00	0.00	0.00	0.00	180,423.00	0.00	0.00	0.00	0.00	0.00	0.00	0.00	0.00	0.00	0.00	0.00	0.00	180,423.00	0.00	0.00
GRAND TOTAL		30,086,982.91	0.00	30,086,982.91	30,086,982.91	0.00	0.00	0.00	30,086,982.91	2,295,589.83	6,278,925.20	4,896,727.92	0.00	13,671,222.95	2,137,935.62	5,893,158.95	4,219,482.28	0.00	12,050,675.78	0.00	16,815,739.98	1,281,881.20	238,788.00	


Certified Correct:


 ASUNCION C MANGINCOMOT, CPA
 Head, Accounting Section
 Date: 2022-10-12 12:22:51

Recommending Approval:


 LILIA DJ ACO
 Acting Chief, Financial and Management Division
 Date: 2022-10-12 12:23:37

Approved By:


 LTGEN FERDINAND M CARTUJANO PAF (RET)
 President
 Date: 2022-10-12 12:24:28