

MONTHLY REPORT OF DISBURSEMENTS
For the month of April 2022


Department: Department of National Defense (DND)
Agency/Unit: National Defense College of the Philippines
Operating Unit: < not applicable >
Organization Code (UAOS): 17 003 000000
Fund/Cluster: 01 Regular Agency Fund


Particulars	Current Year Budget					Prior Year's Budget										Trust Liabilities				Grand Total				Remarks					
	PS	MOOE	FinEx	CO	TOTAL	Prior Year's Accounts Payable					Current Year's Accounts Payable					TOTAL	SUB-TOTAL	PS	MOOE	CO	TOTAL	PS	MOOE		FinEx	CO	TOTAL		
						PS	MOOE	FinEx	CO	Sub-Total	PS	MOOE	FinEx	CO	Sub-Total													19	20
1	2	3	4	5	6=2+3+4+5	7	8	9	10	11=(7+8+9+10)	12	13	14	15	16=(12+13+14+15)	17=(11+16)	18=(6+17)	19	20	21	22=(19+20+21)	23	24	25	26	27=(23+24+25+26)	28		
CASH DISBURSEMENTS	3,406,334.43	3,254,179.26	0.00	612,562.50	7,273,076.19	443.00	2,443,665.00	0.00	443,470,223.00	445,914,333.00	0.00	934,688.16	0.00	0.00	934,688.16	446,849,021.16	454,122,097.35	0.00	0.00	0.00	0.00	3,406,779.43	6,632,532.42	0.00	444,082,785.50	454,122,097.35			
Notice of Cash Allocation (NCA)	3,406,334.43	3,254,179.26	0.00	612,562.50	7,273,076.19	443.00	2,443,665.00	0.00	443,470,223.00	445,914,333.00	0.00	934,688.16	0.00	0.00	934,688.16	446,849,021.16	454,122,097.35	0.00	0.00	0.00	0.00	3,406,779.43	6,632,532.42	0.00	444,082,785.50	454,122,097.35			
MOS Checks Issued	3,406,334.43	3,254,179.26	0.00	612,562.50	7,273,076.19	443.00	2,443,665.00	0.00	443,470,223.00	445,914,333.00	0.00	934,688.16	0.00	0.00	934,688.16	446,849,021.16	454,122,097.35	0.00	0.00	0.00	0.00	3,406,779.43	6,632,532.42	0.00	444,082,785.50	454,122,097.35			
Advice to Debit Account	0.00	0.00	0.00	0.00	0.00	0.00	0.00	0.00	0.00	0.00	0.00	0.00	0.00	0.00	0.00	0.00	0.00	0.00	0.00	0.00	0.00	0.00	0.00	0.00	0.00	0.00	0.00		
Notice of Transfer Allocations (NTA)	0.00	0.00	0.00	0.00	0.00	0.00	0.00	0.00	0.00	0.00	0.00	0.00	0.00	0.00	0.00	0.00	0.00	0.00	0.00	0.00	0.00	0.00	0.00	0.00	0.00	0.00	0.00	0.00	
MOS Checks Issued	0.00	0.00	0.00	0.00	0.00	0.00	0.00	0.00	0.00	0.00	0.00	0.00	0.00	0.00	0.00	0.00	0.00	0.00	0.00	0.00	0.00	0.00	0.00	0.00	0.00	0.00	0.00	0.00	
Advice to Debit Account	0.00	0.00	0.00	0.00	0.00	0.00	0.00	0.00	0.00	0.00	0.00	0.00	0.00	0.00	0.00	0.00	0.00	0.00	0.00	0.00	0.00	0.00	0.00	0.00	0.00	0.00	0.00	0.00	
Working Fund for FAPs	0.00	0.00	0.00	0.00	0.00	0.00	0.00	0.00	0.00	0.00	0.00	0.00	0.00	0.00	0.00	0.00	0.00	0.00	0.00	0.00	0.00	0.00	0.00	0.00	0.00	0.00	0.00	0.00	
Cash Disbursement Ceiling (CDC)	0.00	0.00	0.00	0.00	0.00	0.00	0.00	0.00	0.00	0.00	0.00	0.00	0.00	0.00	0.00	0.00	0.00	0.00	0.00	0.00	0.00	0.00	0.00	0.00	0.00	0.00	0.00	0.00	
TOTAL CASH DISBURSEMENTS	3,406,334.43	3,254,179.26	0.00	612,562.50	7,273,076.19	443.00	2,443,665.00	0.00	443,470,223.00	445,914,333.00	0.00	934,688.16	0.00	0.00	934,688.16	446,849,021.16	454,122,097.35	0.00	0.00	0.00	0.00	3,406,779.43	6,632,532.42	0.00	444,082,785.50	454,122,097.35			
NON-CASH DISBURSEMENTS	313,914.20	141,700.36	0.00	42,187.50	497,802.06	0.00	116,612.57	0.00	116,612.57	116,612.57	0.00	18,620.50	0.00	0.00	18,620.50	135,233.07	633,035.13	0.00	0.00	0.00	0.00	313,914.20	276,033.43	0.00	42,187.50	633,035.13			
Tax Remittance Advances Issued (TRA)	313,914.20	141,700.36	0.00	42,187.50	497,802.06	0.00	116,612.57	0.00	116,612.57	116,612.57	0.00	18,620.50	0.00	0.00	18,620.50	135,233.07	633,035.13	0.00	0.00	0.00	0.00	313,914.20	276,033.43	0.00	42,187.50	633,035.13			
Non-Cash Availment Authority (NCAA)	0.00	0.00	0.00	0.00	0.00	0.00	0.00	0.00	0.00	0.00	0.00	0.00	0.00	0.00	0.00	0.00	0.00	0.00	0.00	0.00	0.00	0.00	0.00	0.00	0.00	0.00	0.00		
Disbursements effected through outright deductions from claims (please specify...)	0.00	0.00	0.00	0.00	0.00	0.00	0.00	0.00	0.00	0.00	0.00	0.00	0.00	0.00	0.00	0.00	0.00	0.00	0.00	0.00	0.00	0.00	0.00	0.00	0.00	0.00	0.00		
Overpayment of expenses (e.g. personnel benefits)	0.00	0.00	0.00	0.00	0.00	0.00	0.00	0.00	0.00	0.00	0.00	0.00	0.00	0.00	0.00	0.00	0.00	0.00	0.00	0.00	0.00	0.00	0.00	0.00	0.00	0.00	0.00	0.00	
Restoration for loss of government property	0.00	0.00	0.00	0.00	0.00	0.00	0.00	0.00	0.00	0.00	0.00	0.00	0.00	0.00	0.00	0.00	0.00	0.00	0.00	0.00	0.00	0.00	0.00	0.00	0.00	0.00	0.00	0.00	
Liquidated damages and similar claims	0.00	0.00	0.00	0.00	0.00	0.00	0.00	0.00	0.00	0.00	0.00	0.00	0.00	0.00	0.00	0.00	0.00	0.00	0.00	0.00	0.00	0.00	0.00	0.00	0.00	0.00	0.00	0.00	
Others (e.g. TEF, BTR, Docs Stamp, etc.)	0.00	0.00	0.00	0.00	0.00	0.00	0.00	0.00	0.00	0.00	0.00	0.00	0.00	0.00	0.00	0.00	0.00	0.00	0.00	0.00	0.00	0.00	0.00	0.00	0.00	0.00	0.00	0.00	
Ado/Less: Adjustments (e.g. cancelled/stated checks)	0.00	0.00	0.00	0.00	0.00	0.00	0.00	0.00	0.00	0.00	0.00	0.00	0.00	0.00	0.00	0.00	0.00	0.00	0.00	0.00	0.00	0.00	0.00	0.00	0.00	0.00	0.00	0.00	
Balance of Disbursement Authorities as at date	942,594.85			997,125.65	1,939,720.50																								
Total Disbursements Program	27,665,862.00			455,119,223.00	482,785,105.00																								
Less: Actual Disbursements	28,534,663.92			454,755,132.48	483,269,796.40																								
(Over)/Under spending	(868,781.92)			364,090.52	(504,691.40)																								


SUMMARY

Particulars	Previous Report	This Month	As at Date
(1)	(2)	(3)	(4)
Total Disbursement Authorities Received	29,477,258.77	455,752,258.13	485,229,516.90
NCA	27,665,862.00	455,119,223.00	482,785,105.00
NTA	0.00	0.00	0.00
Working Fund	0.00	0.00	0.00
TRA	1,811,376.77	633,035.13	2,444,411.90
CDC	0.00	0.00	0.00
NCAA	0.00	0.00	0.00
Less: Notice of Transfer of Allocations (NTA) Issued	0.00	0.00	0.00
Total Disbursement Authorities Available	29,477,258.77	455,752,258.13	485,229,516.90
Less:	0.00	0.00	0.00
Lapsed NCA	0.00	0.00	0.00
Disbursements	28,534,663.92	454,755,132.48	483,269,796.40
Less: Other Non-Cash Disbursements	0.00	0.00	0.00
Disbursements effected through outright deductions from claims	0.00	0.00	0.00
Overpayment of expenses (e.g. personnel benefits)	0.00	0.00	0.00
Restoration for loss of government property	0.00	0.00	0.00
Liquidated damages and similar claims	0.00	0.00	0.00
Others (e.g. TEF, BTR, Docs Stamp, etc.)	0.00	0.00	0.00
Ado/Less: Adjustments (e.g. cancelled/stated checks)	0.00	0.00	0.00
Balance of Disbursement Authorities as at date	942,594.85	997,125.65	1,939,720.50
Total Disbursements Program	27,665,862.00	455,119,223.00	482,785,105.00
Less: Actual Disbursements	28,534,663.92	454,755,132.48	483,269,796.40
(Over)/Under spending	(868,781.92)	364,090.52	(504,691.40)

Notes: * The use of NTA is discouraged
Notes: ** Amounts should tally with the grand total disbursement (column 27).

Certified Correct:

ASUNCION C. MANGUCHOT
ACCOUNTANT III
Date: 2022-05-04 14:18:56

Recommending Approval:

LILIA D. ACO
ACTING CHIEF, FINANCIAL MANAGEMENT DIVISION
Date: 2022-05-04 14:44:45

Approved By:

ARHIMEDES H. VAJAJ, PHD, MNSA, CESE
PRESIDENT, NDCP
Date: 2022-05-04 15:20:03