

STATEMENT OF APPROPRIATIONS, ALLOTMENTS, OBLIGATIONS, DISBURSEMENTS AND BALANCES

As at the Quarter Ending June 30, 2022

Department : Department of National Defense (DND)
 Agency/Entity : National Defense College of the Philippines
 Operating Unit : < not applicable >
 Organization Code (UACS) : 17 003 0000000
 Fund Cluster : 01 Regular Agency Fund

X	Current Year Appropriations
	Supplemental Appropriations
	Continuing Appropriations

(e.g. UACS Fund Cluster: 01-Regular Agency Fund, 02-Foreign Assisted Projects Fund, 03-Special Account-Locally Funded/Domestic Grants Fund, and 04-Special Account-Foreign Assisted/Foreign Grants Fund)

Particulars	UACS CODE	Appropriations			Allotments			Current Year Obligations					Current Year Disbursements					Balances					
		Authorized Appropriations	Adjustments (Transfer To/From, Modifications/ Augmentations)	Adjusted Appropriations	Allotments Received	Adjustments (Reductions, Modifications/ Augmentations)	Transfer To	Transfer From	Adjusted Total Allotments	1st Quarter Ending March 31	2nd Quarter Ending June 30	3rd Quarter Ending Sept. 30	4th Quarter Ending Dec. 31	TOTAL	1st Quarter Ending March 31	2nd Quarter Ending June 30	3rd Quarter Ending Sept. 30	4th Quarter Ending Dec. 31	TOTAL	Unreleased Appro	Unobligated Allotments	Unpaid Obligations (15-20)=(23+24)	
		3	4	5=(3+4)	6	7	8	9	10=(8+(9)-8+9)	11	12	13	14	15=(11+12+13+14)	16	17	18	19	20=(16+17+18+19)	21	22	23	24
1. Agency Specific Budget		131,718,000.00	0.00	131,718,000.00	127,528,000.00	0.00	0.00	0.00	127,528,000.00	20,037,484.28	24,225,933.71	0.00	0.00	44,263,417.99	17,348,771.09	22,796,854.16	0.00	0.00	40,145,625.24	4,193,000.00	83,282,502.01	4,118,872.75	0.00
General Administration and Support	1000000000000000	74,185,000.00	0.00	74,185,000.00	69,992,000.00	0.00	0.00	0.00	69,992,000.00	11,949,880.55	17,106,838.32	0.00	0.00	29,056,718.87	10,868,868.87	14,877,966.17	0.00	0.00	25,344,833.04	4,193,000.00	40,833,301.13	3,714,066.83	0.00
General management and supervision	100000100001000	69,992,000.00	0.00	69,992,000.00	69,992,000.00	0.00	0.00	0.00	69,992,000.00	11,949,880.55	17,106,838.32	0.00	0.00	29,056,718.87	10,868,868.87	14,877,966.17	0.00	0.00	25,344,833.04	0.00	40,833,301.13	3,714,066.83	0.00
PB		23,875,000.00	0.00	23,875,000.00	23,875,000.00	0.00	0.00	0.00	23,875,000.00	5,546,623.01	8,845,925.21	0.00	0.00	12,392,448.22	5,546,623.01	8,831,838.92	0.00	0.00	12,378,061.93	0.00	11,282,551.75	14,385.29	0.00
MOOE		37,361,000.00	0.00	37,361,000.00	37,361,000.00	0.00	0.00	0.00	37,361,000.00	5,728,337.54	7,805,322.11	0.00	0.00	13,533,659.65	5,120,143.86	7,191,877.25	0.00	0.00	12,311,821.11	0.00	23,827,340.35	1,221,836.54	0.00
CO		8,958,000.00	0.00	8,958,000.00	8,958,000.00	0.00	0.00	0.00	8,958,000.00	675,000.00	2,457,591.00	0.00	0.00	3,132,591.00	0.00	854,750.00	0.00	0.00	854,750.00	0.00	5,823,409.00	2,477,841.00	0.00
Administration of Personnel Benefits	100000100002000	4,193,000.00	0.00	4,193,000.00	0.00	0.00	0.00	0.00	0.00	0.00	0.00	0.00	0.00	0.00	0.00	0.00	0.00	0.00	0.00	0.00	4,193,000.00	0.00	0.00
PB		4,193,000.00	0.00	4,193,000.00	0.00	0.00	0.00	0.00	0.00	0.00	0.00	0.00	0.00	0.00	0.00	0.00	0.00	0.00	0.00	0.00	4,193,000.00	0.00	0.00
Sub-Total, General Administration and Support		74,185,000.00	0.00	74,185,000.00	69,992,000.00	0.00	0.00	0.00	69,992,000.00	11,949,880.55	17,106,838.32	0.00	0.00	29,056,718.87	10,868,868.87	14,877,966.17	0.00	0.00	25,344,833.04	4,193,000.00	40,833,301.13	3,714,066.83	0.00
PB		27,868,000.00	0.00	27,868,000.00	23,875,000.00	0.00	0.00	0.00	23,875,000.00	5,546,623.01	8,845,925.21	0.00	0.00	12,392,448.22	5,546,623.01	8,831,838.92	0.00	0.00	12,378,061.93	4,193,000.00	11,282,551.75	14,385.29	0.00
MOOE		37,361,000.00	0.00	37,361,000.00	37,361,000.00	0.00	0.00	0.00	37,361,000.00	5,728,337.54	7,805,322.11	0.00	0.00	13,533,659.65	5,120,143.86	7,191,877.25	0.00	0.00	12,311,821.11	0.00	23,827,340.35	1,221,836.54	0.00
PhEx (if Applicable)		0.00	0.00	0.00	0.00	0.00	0.00	0.00	0.00	0.00	0.00	0.00	0.00	0.00	0.00	0.00	0.00	0.00	0.00	0.00	0.00	0.00	0.00
CO		8,958,000.00	0.00	8,958,000.00	8,958,000.00	0.00	0.00	0.00	8,958,000.00	675,000.00	2,457,591.00	0.00	0.00	3,132,591.00	0.00	854,750.00	0.00	0.00	854,750.00	0.00	5,823,409.00	2,477,841.00	0.00
Operations	3000000000000000	57,533,000.00	0.00	57,533,000.00	57,533,000.00	0.00	0.00	0.00	57,533,000.00	8,087,833.73	7,116,185.39	0.00	0.00	15,203,799.12	6,882,104.22	8,118,887.98	0.00	0.00	14,800,992.20	0.00	42,329,200.88	402,806.92	0.00
OO : Defense and Security Leaders' Capacity Improved		57,533,000.00	0.00	57,533,000.00	57,533,000.00	0.00	0.00	0.00	57,533,000.00	8,087,833.73	7,116,185.39	0.00	0.00	15,203,799.12	6,882,104.22	8,118,887.98	0.00	0.00	14,800,992.20	0.00	42,329,200.88	402,806.92	0.00
NATIONAL DEFENSE AND SECURITY POLICY STUDIES PROGRAM		17,181,000.00	0.00	17,181,000.00	17,181,000.00	0.00	0.00	0.00	17,181,000.00	2,518,364.44	3,342,786.49	0.00	0.00	5,861,150.93	2,438,009.56	3,369,383.57	0.00	0.00	5,795,393.13	0.00	11,321,849.07	53,757.50	0.00
Conduct of national defense and strategic international studies	310100100001000	17,181,000.00	0.00	17,181,000.00	17,181,000.00	0.00	0.00	0.00	17,181,000.00	2,518,364.44	3,342,786.49	0.00	0.00	5,861,150.93	2,438,009.56	3,369,383.57	0.00	0.00	5,795,393.13	0.00	11,321,849.07	53,757.50	0.00
PB		10,834,000.00	0.00	10,834,000.00	10,834,000.00	0.00	0.00	0.00	10,834,000.00	1,894,743.01	2,534,096.05	0.00	0.00	4,428,839.06	1,894,743.01	2,528,338.44	0.00	0.00	4,423,078.45	0.00	6,405,180.91	5,759.54	0.00
MOOE		6,347,000.00	0.00	6,347,000.00	6,347,000.00	0.00	0.00	0.00	6,347,000.00	821,621.43	808,590.41	0.00	0.00	1,630,311.84	541,265.55	831,047.13	0.00	0.00	1,372,313.68	0.00	4,916,598.16	57,998.16	0.00
NATIONAL DEFENSE AND SECURITY EDUCATION PROGRAM		40,352,000.00	0.00	40,352,000.00	40,352,000.00	0.00	0.00	0.00	40,352,000.00	5,571,299.29	3,773,378.90	0.00	0.00	9,344,648.19	4,246,094.86	4,759,504.41	0.00	0.00	9,005,599.07	0.00	31,007,351.51	339,049.12	0.00
Conduct of graduate level and other courses of studies including P10,000,000 for the Executive Master in National Security Administration (E-MNSA)	310200100002000	40,352,000.00	0.00	40,352,000.00	40,352,000.00	0.00	0.00	0.00	40,352,000.00	5,571,299.29	3,773,378.90	0.00	0.00	9,344,648.19	4,246,094.86	4,759,504.41	0.00	0.00	9,005,599.07	0.00	31,007,351.51	339,049.12	0.00
PB		14,293,000.00	0.00	14,293,000.00	14,293,000.00	0.00	0.00	0.00	14,293,000.00	2,240,258.29	2,510,524.87	0.00	0.00	5,050,883.16	2,209,588.84	2,534,104.53	0.00	0.00	5,043,893.37	0.00	9,242,116.54	7,189.79	0.00
MOOE		26,059,000.00	0.00	26,059,000.00	26,059,000.00	0.00	0.00	0.00	26,059,000.00	3,331,011.00	982,754.03	0.00	0.00	4,293,765.03	2,038,505.82	1,925,399.88	0.00	0.00	3,981,905.70	0.00	21,765,234.87	331,859.33	0.00

Department : Department of National Defense (DND)
 Agency/Entity : National Defense College of the Philippines
 Operating Unit : < not applicable >
 Organization Code (UACS) : 17 003 0000000
 Fund Cluster : 01 Regular Agency Fund

X	Current Year Appropriations
	Supplemental Appropriations
	Continuing Appropriations

(e.g. UACS Fund Cluster: 01-Regular Agency Fund, 02-Foreign Assisted Projects Fund, 03-Special Account-Locally Funded/Domestic Grants Fund, and 04-Special Account-Foreign Assisted/Foreign Grants Fund)

Particulars	UACS CODE	Appropriations		Allotments			Current Year Obligations							Current Year Disbursements					Balances				
		Authorized Appropriations	Adjustments (Transfers To/From, Modifications/Augmentations)	Adjusted Appropriations	Allotments Received	Adjustments (Reductions, Modifications/Augmentations)	Transfer To	Transfer From	Adjusted Total Allotments	1st Quarter Ending March 31	2nd Quarter Ending June 30	3rd Quarter Ending Sept. 30	4th Quarter Ending Dec. 31	TOTAL	1st Quarter Ending March 31	2nd Quarter Ending June 30	3rd Quarter Ending Sept. 30	4th Quarter Ending Dec. 31	TOTAL	Unreleased Appro	Unobligated Allotments	Unpaid Obligations (18-20)=(23+24)	
		3	4	5=(3+4)	6	7	8	9	10=(8+(+/-)7-6+9)	11	12	13	14	15=(11+12+13+14)	16	17	18	19	20=(18+17+18+19)	21	22	23	24
Sub-Total, Operations		57,533,000.00	0.00	57,533,000.00	57,533,000.00	0.00	0.00	0.00	57,533,000.00	8,087,833.73	7,118,185.39	0.00	0.00	15,203,799.12	8,882,104.22	8,118,887.98	0.00	0.00	14,800,992.20	0.00	42,329,200.88	402,808.92	0.00
PB		25,127,000.00	0.00	25,127,000.00	25,127,000.00	0.00	0.00	0.00	25,127,000.00	4,136,001.30	5,344,729.95	0.00	0.00	9,479,722.25	4,104,331.85	5,362,440.97	0.00	0.00	9,486,772.82	0.00	15,847,277.75	12,949.43	0.00
MOOE		32,406,000.00	0.00	32,406,000.00	32,406,000.00	0.00	0.00	0.00	32,406,000.00	3,952,832.43	1,771,444.44	0.00	0.00	5,724,076.87	2,677,772.37	2,756,447.01	0.00	0.00	5,334,219.38	0.00	26,881,923.13	389,857.49	0.00
FinEx (If Applicable)		0.00	0.00	0.00	0.00	0.00	0.00	0.00	0.00	0.00	0.00	0.00	0.00	0.00	0.00	0.00	0.00	0.00	0.00	0.00	0.00	0.00	0.00
CO		0.00	0.00	0.00	0.00	0.00	0.00	0.00	0.00	0.00	0.00	0.00	0.00	0.00	0.00	0.00	0.00	0.00	0.00	0.00	0.00	0.00	0.00
Sub-Total, I. Agency Specific Budget		131,718,000.00	0.00	131,718,000.00	127,825,000.00	0.00	0.00	0.00	127,825,000.00	20,037,494.28	24,225,003.71	0.00	0.00	44,282,497.99	17,348,771.09	22,796,864.15	0.00	0.00	40,145,825.24	4,193,000.00	83,282,802.01	4,118,872.75	0.00
PB		52,995,000.00	0.00	52,995,000.00	48,802,000.00	0.00	0.00	0.00	48,802,000.00	9,881,524.31	12,190,848.18	0.00	0.00	21,872,170.47	9,850,854.85	12,193,979.89	0.00	0.00	21,844,834.75	4,193,000.00	28,929,829.83	27,335.72	0.00
MOOE		69,787,000.00	0.00	69,787,000.00	69,787,000.00	0.00	0.00	0.00	69,787,000.00	9,880,989.97	9,876,788.55	0.00	0.00	19,257,738.52	7,897,918.23	9,948,124.26	0.00	0.00	17,848,040.48	0.00	50,809,283.48	1,611,898.03	0.00
FinEx (If Applicable)		0.00	0.00	0.00	0.00	0.00	0.00	0.00	0.00	0.00	0.00	0.00	0.00	0.00	0.00	0.00	0.00	0.00	0.00	0.00	0.00	0.00	0.00
CO		8,966,000.00	0.00	8,966,000.00	8,966,000.00	0.00	0.00	0.00	8,966,000.00	875,000.00	2,467,591.00	0.00	0.00	3,132,591.00	0.00	854,750.00	0.00	0.00	854,750.00	0.00	0.00	0.00	0.00
II. Automatic Appropriations		3,430,000.00	0.00	3,430,000.00	3,430,000.00	0.00	0.00	0.00	3,430,000.00	829,842.86	835,104.59	0.00	0.00	1,885,047.15	829,842.86	835,104.59	0.00	0.00	1,885,047.15	0.00	5,823,409.00	2,477,841.00	0.00
Specific Budgets of National Government Agencies		3,430,000.00	0.00	3,430,000.00	3,430,000.00	0.00	0.00	0.00	3,430,000.00	829,842.86	835,104.59	0.00	0.00	1,885,047.15	829,842.86	835,104.59	0.00	0.00	1,885,047.15	0.00	1,784,962.85	0.00	0.00
Retirement and Life Insurance Premiums		3,430,000.00	0.00	3,430,000.00	3,430,000.00	0.00	0.00	0.00	3,430,000.00	829,842.86	835,104.59	0.00	0.00	1,885,047.15	829,842.86	835,104.59	0.00	0.00	1,885,047.15	0.00	1,784,962.85	0.00	0.00
PB		3,430,000.00	0.00	3,430,000.00	3,430,000.00	0.00	0.00	0.00	3,430,000.00	829,842.86	835,104.59	0.00	0.00	1,885,047.15	829,842.86	835,104.59	0.00	0.00	1,885,047.15	0.00	1,784,962.85	0.00	0.00
Sub-Total II. Automatic Appropriations		3,430,000.00	0.00	3,430,000.00	3,430,000.00	0.00	0.00	0.00	3,430,000.00	829,842.86	835,104.59	0.00	0.00	1,885,047.15	829,842.86	835,104.59	0.00	0.00	1,885,047.15	0.00	1,784,962.85	0.00	0.00
PB		3,430,000.00	0.00	3,430,000.00	3,430,000.00	0.00	0.00	0.00	3,430,000.00	829,842.86	835,104.59	0.00	0.00	1,885,047.15	829,842.86	835,104.59	0.00	0.00	1,885,047.15	0.00	1,784,962.85	0.00	0.00
MOOE		0.00	0.00	0.00	0.00	0.00	0.00	0.00	0.00	0.00	0.00	0.00	0.00	0.00	0.00	0.00	0.00	0.00	0.00	0.00	0.00	0.00	0.00
FinEx		0.00	0.00	0.00	0.00	0.00	0.00	0.00	0.00	0.00	0.00	0.00	0.00	0.00	0.00	0.00	0.00	0.00	0.00	0.00	0.00	0.00	0.00
CO		0.00	0.00	0.00	0.00	0.00	0.00	0.00	0.00	0.00	0.00	0.00	0.00	0.00	0.00	0.00	0.00	0.00	0.00	0.00	0.00	0.00	0.00
IV. Reversion of the Unobligated Allotments charged against R.A. Nos. 11465 and 11494		0.00	0.00	0.00	0.00	0.00	0.00	0.00	0.00	0.00	0.00	0.00	0.00	0.00	0.00	0.00	0.00	0.00	0.00	0.00	0.00	0.00	0.00
GRAND TOTAL		135,148,000.00	0.00	135,148,000.00	130,995,000.00	0.00	0.00	0.00	130,995,000.00	20,887,436.84	26,080,108.30	0.00	0.00	45,827,545.14	18,178,713.86	23,631,968.74	0.00	0.00	41,810,872.36	4,193,000.00	85,027,454.88	4,118,872.75	0.00
PB		56,425,000.00	0.00	56,425,000.00	52,232,000.00	0.00	0.00	0.00	52,232,000.00	10,511,498.87	13,026,750.75	0.00	0.00	23,537,217.82	10,480,797.42	13,029,084.48	0.00	0.00	23,509,881.90	4,193,000.00	28,894,782.38	27,335.72	0.00
MOOE		69,787,000.00	0.00	69,787,000.00	69,787,000.00	0.00	0.00	0.00	69,787,000.00	9,880,989.97	9,876,788.55	0.00	0.00	19,257,738.52	7,897,918.23	9,948,124.26	0.00	0.00	17,848,040.48	0.00	50,809,283.48	1,611,898.03	0.00
CO		8,966,000.00	0.00	8,966,000.00	8,966,000.00	0.00	0.00	0.00	8,966,000.00	875,000.00	2,467,591.00	0.00	0.00	3,132,591.00	0.00	854,750.00	0.00	0.00	854,750.00	0.00	0.00	0.00	0.00
Recapitulation by OC:																							
I. Agency Specific Budget		57,533,000.00	0.00	57,533,000.00	57,533,000.00	0.00	0.00	0.00	57,533,000.00	8,087,833.73	7,118,185.39	0.00	0.00	15,203,799.12	8,882,104.22	8,118,887.98	0.00	0.00	14,800,992.20	0.00	42,329,200.88	402,808.92	0.00
NATIONAL DEFENSE AND SECURITY POLICY STUDIES PROGRAM		17,181,000.00	0.00	17,181,000.00	17,181,000.00	0.00	0.00	0.00	17,181,000.00	2,516,364.44	3,342,788.48	0.00	0.00	5,859,150.93	2,436,009.86	3,359,383.57	0.00	0.00	5,795,393.13	0.00	11,321,849.07	63,787.80	0.00
NATIONAL DEFENSE AND SECURITY EDUCATION PROGRAM		40,352,000.00	0.00	40,352,000.00	40,352,000.00	0.00	0.00	0.00	40,352,000.00	5,571,299.29	3,773,376.90	0.00	0.00	9,344,648.19	4,248,094.86	4,759,504.41	0.00	0.00	9,005,990.07	0.00	31,007,361.81	338,049.12	0.00

This report was generated using the Unified Reporting System on 11/07/2022 07:10 version.FAR1.2.5 ; Status : SUBMITTED

Certified Correct
 ASUNCION C. MANGLICMOT, CPA
 Accountant III
 Head, Accounting Section
 Date: 7/7/2022 16:41

Recommending Approval:
 LILIA DJACO
 Administrative Officer V
 Acting Chief, Financial and Management Division
 Date: 7/7/2022 16:41

Approved By:
 ARCHIMEDES H. VIAJE, PhD, MN, A, CESE
 President
 Date: 7/7/2022 16:46

STATEMENT OF APPROPRIATIONS, ALLOTMENTS, OBLIGATIONS, DISBURSEMENTS AND BALANCES
As at the Quarter Ending June 30, 2022

Department: Department of National Defense (DND)
 Agency: National Defense College of the Philippines
 Operating Unit: < not applicable >
 Organization Code (UACS): 17 003 0000000
 Fund Cluster: 01 Regular Agency Fund
 (e.g. UACS Fund Cluster: 01-Regular Agency Fund, 02-Foreign Assisted Projects Fund, 03-Special Account-Locally Funded/Domestic Grants Fund, and 04-Special Account-Foreign Assisted/Foreign Grants Fund)

	Current Year Appropriations
	Supplemental Appropriations
X	Continuing Appropriations


Particulars	UACS CODE	Appropriations			Allotments					Current Year Obligations				Current Year Disbursements					Balances				
		Authorized Appropriations	Adjustments (Transfer To/From, Realignment)	Adjusted Appropriations	Allotments Received	Adjustments (Withdrawal, Realignment)	Transfer To	Transfer From	Adjusted Total Allotments	1st Quarter Ending March 31	2nd Quarter Ending June 30	3rd Quarter Ending Sept. 30	4th Quarter Ending Dec. 31	TOTAL	1st Quarter Ending March 31	2nd Quarter Ending June 30	3rd Quarter Ending Sept. 30	4th Quarter Ending Dec. 31	TOTAL	Unreleased Appro	Unobligated Allotments	Unpaid Obligations	
		3	4	5=(3+4)	6	7	8	9	10=(8+(-)7)-6+9	11	12	13	14	15=(11+12+13+14)	16	17	18	19	20=(16+17+18+19)	21=(5-10)	22=(10-15)	23	24
I. Continuing Appropriations		30,086,982.91	0.00	30,086,982.91	30,086,982.91	0.00	0.00	0.00	30,086,982.91	2,295,899.83	6,278,925.20	0.00	0.00	8,574,895.03	2,137,836.62	5,893,156.95	0.00	0.00	7,831,093.47	0.00	21,512,467.88	743,401.66	0.00
I. Agency Specific Budget		30,086,982.91	0.00	30,086,982.91	30,086,982.91	0.00	0.00	0.00	30,086,982.91	2,295,899.83	6,278,925.20	0.00	0.00	8,574,895.03	2,137,836.62	5,893,156.95	0.00	0.00	7,831,093.47	0.00	21,512,467.88	743,401.66	0.00
General Administration and Support	1000000000000000	14,208,477.30	0.00	14,208,477.30	14,208,477.30	0.00	0.00	0.00	14,208,477.30	803,310.97	1,770,797.47	0.00	0.00	2,374,108.44	577,978.77	1,791,302.66	0.00	0.00	2,369,281.32	0.00	11,834,388.86	4,827.12	0.00
General management and supervision	100000100001000	14,208,477.30	0.00	14,208,477.30	14,208,477.30	0.00	0.00	0.00	14,208,477.30	803,310.97	1,770,797.47	0.00	0.00	2,374,108.44	577,978.77	1,791,302.66	0.00	0.00	2,369,281.32	0.00	11,834,388.86	4,827.12	0.00
MODE		14,125,186.30	0.00	14,125,186.30	14,125,186.30	0.00	0.00	0.00	14,125,186.30	803,310.97	1,770,797.47	0.00	0.00	2,374,108.44	577,978.77	1,791,302.66	0.00	0.00	2,369,281.32	0.00	11,834,388.86	4,827.12	0.00
CO		83,291.00	0.00	83,291.00	83,291.00	0.00	0.00	0.00	83,291.00	0.00	0.00	0.00	0.00	0.00	0.00	0.00	0.00	0.00	0.00	0.00	11,751,077.86	4,827.12	0.00
Sub-Total, General Administration and Support		14,208,477.30	0.00	14,208,477.30	14,208,477.30	0.00	0.00	0.00	14,208,477.30	803,310.97	1,770,797.47	0.00	0.00	2,374,108.44	577,978.77	1,791,302.66	0.00	0.00	2,369,281.32	0.00	11,834,388.86	4,827.12	0.00
PS		0.00	0.00	0.00	0.00	0.00	0.00	0.00	0.00	0.00	0.00	0.00	0.00	0.00	0.00	0.00	0.00	0.00	0.00	0.00	0.00	0.00	0.00
MODE		14,125,186.30	0.00	14,125,186.30	14,125,186.30	0.00	0.00	0.00	14,125,186.30	803,310.97	1,770,797.47	0.00	0.00	2,374,108.44	577,978.77	1,791,302.66	0.00	0.00	2,369,281.32	0.00	11,751,077.86	4,827.12	0.00
FinEx (# Applicable)		0.00	0.00	0.00	0.00	0.00	0.00	0.00	0.00	0.00	0.00	0.00	0.00	0.00	0.00	0.00	0.00	0.00	0.00	0.00	0.00	0.00	0.00
CO		83,291.00	0.00	83,291.00	83,291.00	0.00	0.00	0.00	83,291.00	0.00	0.00	0.00	0.00	0.00	0.00	0.00	0.00	0.00	0.00	0.00	0.00	0.00	0.00
Operations	3000000000000000	15,878,485.81	0.00	15,878,485.81	15,878,485.81	0.00	0.00	0.00	15,878,485.81	1,892,258.86	4,508,127.73	0.00	0.00	6,200,386.69	1,559,957.75	3,901,854.40	0.00	0.00	5,481,812.15	0.00	9,878,099.02	738,574.44	0.00
CO: Defense and Security Capabilities Program		15,878,485.81	0.00	15,878,485.81	15,878,485.81	0.00	0.00	0.00	15,878,485.81	1,892,258.86	4,508,127.73	0.00	0.00	6,200,386.69	1,559,957.75	3,901,854.40	0.00	0.00	5,481,812.15	0.00	9,878,099.02	738,574.44	0.00
NATIONAL DEFENSE AND SECURITY POLICY STUDIES PROGRAM		828,727.34	0.00	828,727.34	828,727.34	0.00	0.00	0.00	828,727.34	542,763.87	249,068.41	0.00	0.00	791,822.28	473,906.97	303,882.66	0.00	0.00	5,481,812.15	0.00	9,878,099.02	738,574.44	0.00
Conduct of national defense and strategic international studies	310100100001000	828,727.34	0.00	828,727.34	828,727.34	0.00	0.00	0.00	828,727.34	542,763.87	249,068.41	0.00	0.00	791,822.28	473,906.97	303,882.66	0.00	0.00	5,481,812.15	0.00	9,878,099.02	738,574.44	0.00
MODE		828,727.34	0.00	828,727.34	828,727.34	0.00	0.00	0.00	828,727.34	542,763.87	249,068.41	0.00	0.00	791,822.28	473,906.97	303,882.66	0.00	0.00	5,481,812.15	0.00	9,878,099.02	738,574.44	0.00
NATIONAL DEFENSE AND SECURITY EDUCATION PROGRAM		15,049,758.27	0.00	15,049,758.27	15,049,758.27	0.00	0.00	0.00	15,049,758.27	1,149,494.99	4,259,069.32	0.00	0.00	5,408,564.31	1,086,060.78	3,598,171.78	0.00	0.00	4,884,222.63	0.00	9,841,193.98	724,341.78	0.00
Conduct of graduate level and other courses of studies	310200100001000	15,049,758.27	0.00	15,049,758.27	15,049,758.27	0.00	0.00	0.00	15,049,758.27	1,149,494.99	4,259,069.32	0.00	0.00	5,408,564.31	1,086,060.78	3,598,171.78	0.00	0.00	4,884,222.63	0.00	9,841,193.98	724,341.78	0.00
MODE		14,870,135.27	0.00	14,870,135.27	14,870,135.27	0.00	0.00	0.00	14,870,135.27	1,149,494.99	4,259,069.32	0.00	0.00	5,408,564.31	1,086,060.78	3,598,171.78	0.00	0.00	4,884,222.63	0.00	9,841,193.98	724,341.78	0.00
CO		179,623.00	0.00	179,623.00	179,623.00	0.00	0.00	0.00	179,623.00	0.00	0.00	0.00	0.00	0.00	0.00	0.00	0.00	0.00	0.00	0.00	0.00	0.00	0.00
Sub-Total, Operations		15,878,485.81	0.00	15,878,485.81	15,878,485.81	0.00	0.00	0.00	15,878,485.81	1,892,258.86	4,508,127.73	0.00	0.00	6,200,386.69	1,559,957.75	3,901,854.40	0.00	0.00	5,481,812.15	0.00	9,878,099.02	738,574.44	0.00
PS		0.00	0.00	0.00	0.00	0.00	0.00	0.00	0.00	0.00	0.00	0.00	0.00	0.00	0.00	0.00	0.00	0.00	0.00	0.00	0.00	0.00	0.00
MODE		15,898,862.81	0.00	15,898,862.81	15,898,862.81	0.00	0.00	0.00	15,898,862.81	1,892,258.86	4,508,127.73	0.00	0.00	6,200,386.69	1,559,957.75	3,901,854.40	0.00	0.00	5,481,812.15	0.00	9,878,099.02	738,574.44	0.00
FinEx (# Applicable)		0.00	0.00	0.00	0.00	0.00	0.00	0.00	0.00	0.00	0.00	0.00	0.00	0.00	0.00	0.00	0.00	0.00	0.00	0.00	0.00	0.00	0.00
CO		179,623.00	0.00	179,623.00	179,623.00	0.00	0.00	0.00	179,623.00	0.00	0.00	0.00	0.00	0.00	0.00	0.00	0.00	0.00	0.00	0.00	0.00	0.00	0.00


This report was generated using the Unified Reporting System on 11/07/2022 07:07 version.FAR1.1.1 ; Status : SUBMITTED


Department: Department of National Defense (DND)
 Agency: National Defense College of the Philippines
 Operating Unit: < not applicable >
 Organization Code (UACS): 17 003 0000000
 Fund Cluster: 01 Regular Agency Fund
 (e.g. UACS Fund Cluster: 01-Regular Agency Fund, 02-Foreign Assisted Projects Fund, 03-Special Account-Locally Funded/Domestic Grants Fund, and 04-Special Account-Foreign Assisted/Foreign Grants Fund)

	Current Year Appropriations
	Supplemental Appropriations
X	Continuing Appropriations

Particulars	UACS CODE	Appropriations			Allotments					Current Year Obligations					Current Year Disbursements					Balances			
		Authorized Appropriations	Adjustments (Transfer To/From, Realignment)	Adjusted Appropriations	Allotments Received	Adjustments (Withdrawal, Realignment)	Transfer To	Transfer From	Adjusted Total Allotments	1st Quarter Ending March 31	2nd Quarter Ending June 30	3rd Quarter Ending Sept. 30	4th Quarter Ending Dec. 31	TOTAL	1st Quarter Ending March 31	2nd Quarter Ending June 30	3rd Quarter Ending Sept. 30	4th Quarter Ending Dec. 31	TOTAL	Unreleased Appro	Unobligated Allotments	Unpaid Obligations	
																						Due and Demandable	Not Yet Due and Demandable
1	2	3	4	5=(3+4)	6	7	8	9	10=[(8+(-)7)-8+9]	11	12	13	14	15=(11+12+13+14)	16	17	18	19	20=(16+17+18+19)	21=(5-10)	22=(10-15)	23	24
GRAND TOTAL		30,086,982.91	0.00	30,086,982.91	30,086,982.91	0.00	0.00	0.00	30,086,982.91	2,296,569.83	6,278,925.20	0.00	0.00	8,574,495.03	2,137,936.52	5,693,156.95	0.00	0.00	7,831,093.47	0.00	21,512,467.88	743,401.56	0.00
PS		0.00	0.00	0.00	0.00	0.00	0.00	0.00	0.00	0.00	0.00	0.00	0.00	0.00	0.00	0.00	0.00	0.00	0.00	0.00	0.00	0.00	0.00
MCOE		29,824,048.91	0.00	29,824,048.91	29,824,048.91	0.00	0.00	0.00	29,824,048.91	2,296,569.83	6,278,925.20	0.00	0.00	8,574,495.03	2,137,936.52	5,693,156.95	0.00	0.00	7,831,093.47	0.00	21,249,563.88	743,401.56	0.00
FinEx (if Applicable)		0.00	0.00	0.00	0.00	0.00	0.00	0.00	0.00	0.00	0.00	0.00	0.00	0.00	0.00	0.00	0.00	0.00	0.00	0.00	0.00	0.00	0.00
CO		282,914.00	0.00	282,914.00	282,914.00	0.00	0.00	0.00	282,914.00	0.00	0.00	0.00	0.00	0.00	0.00	0.00	0.00	0.00	0.00	0.00	282,914.00	0.00	0.00

Certified Correct:

ASUNCION C MANGLICMOT, CPA
 Accountant III
 Head, Accounting Section
 Date: 7/7/2022 16:41

Recommending Approval:

LILIA DJACO
 Administrative Officer V
 Acting Chief, Financial and Management Division
 Date: 7/7/2022 16:41


ARCHIMEDES H VIAJE, PHD, MNS, CESE
 President
 Date: 7/7/2022 16:46