



STATEMENT OF APPROPRIATIONS, ALLOTMENTS, OBLIGATIONS, DISBURSEMENTS AND BALANCES

As at the Quarter Ending March 31, 2022

Department : Department of National Defense (DND)
 Agency/Entity : National Defense College of the Philippines
 Operating Unit : < not applicable >
 Organization Code (UACS) : 17 003 0000000
 Fund Cluster : 01 Regular Agency Fund

X	Current Year Appropriations
	Supplemental Appropriations
	Continuing Appropriations

(e.g. UACS Fund Cluster: 01-Regular Agency Fund, 02-Foreign Assisted Projects Fund, 03-Special Account-Locally Funded/Domestic Grants Fund, and 04-Special Account-Foreign Assisted/Foreign Grants Fund)

Particulars	UACS CODE	Appropriations			Allotments			Current Year Obligations							Current Year Disbursements				Balances				
		Authorized Appropriations	Adjustments (Transfer To/From, Modifications/ Augmentations)	Adjusted Appropriations	Allotments Received	Adjustments (Reductions, Modifications/ Augmentations)	Transfer To	Transfer From	Adjusted Total Allotments	1st Quarter Ending March 31	2nd Quarter Ending June 30	3rd Quarter Ending Sept. 30	4th Quarter Ending Dec. 31	TOTAL	1st Quarter Ending March 31	2nd Quarter Ending June 30	3rd Quarter Ending Sept. 30	4th Quarter Ending Dec. 31	TOTAL	Unreleased Appro	Unobligated Allotments	Unpaid Obligations(15-20)=(23+24)	
																						Due and Demandable	Not Yet Due and Demandable
1	2	3	4	5=(3+4)	6	7	8	9	10=[(6+(-)7)-8+9]	11	12	13	14	15=(11+12+13+14)	16	17	18	19	20=(16+17+18+19)	21	22	23	24
I. Agency Specific Budget		131,718,000.00	0.00	131,718,000.00	127,525,000.00	0.00	0.00	0.00	127,525,000.00	20,037,494.28	0.00	0.00	0.00	20,037,494.28	17,348,771.09	0.00	0.00	0.00	17,348,771.09	4,193,000.00	107,487,505.72	2,888,723.19	0.00
General Administration and Support	1000000000000000	74,185,000.00	0.00	74,185,000.00	69,992,000.00	0.00	0.00	0.00	69,992,000.00	11,949,860.55	0.00	0.00	0.00	11,949,860.55	10,686,666.87	0.00	0.00	0.00	10,686,666.87	4,193,000.00	58,042,139.45	1,283,193.88	0.00
General management and supervision	100000100001000	69,992,000.00	0.00	69,992,000.00	69,992,000.00	0.00	0.00	0.00	69,992,000.00	11,949,860.55	0.00	0.00	0.00	11,949,860.55	10,686,666.87	0.00	0.00	0.00	10,686,666.87	0.00	58,042,139.45	1,283,193.88	0.00
PS		23,675,000.00	0.00	23,675,000.00	23,675,000.00	0.00	0.00	0.00	23,675,000.00	5,546,523.01	0.00	0.00	0.00	5,546,523.01	5,546,523.01	0.00	0.00	0.00	5,546,523.01	0.00	18,128,476.99	0.00	0.00
MOOE		37,361,000.00	0.00	37,361,000.00	37,361,000.00	0.00	0.00	0.00	37,361,000.00	5,728,337.54	0.00	0.00	0.00	5,728,337.54	5,120,143.86	0.00	0.00	0.00	5,120,143.86	0.00	31,632,662.46	808,193.88	0.00
CO		8,958,000.00	0.00	8,958,000.00	8,958,000.00	0.00	0.00	0.00	8,958,000.00	675,000.00	0.00	0.00	0.00	675,000.00	0.00	0.00	0.00	0.00	0.00	0.00	8,281,000.00	675,000.00	0.00
Administration of Personnel Benefits	100000100002000	4,193,000.00	0.00	4,193,000.00	0.00	0.00	0.00	0.00	0.00	0.00	0.00	0.00	0.00	0.00	0.00	0.00	0.00	0.00	0.00	4,193,000.00	0.00	0.00	0.00
PS		4,193,000.00	0.00	4,193,000.00	0.00	0.00	0.00	0.00	0.00	0.00	0.00	0.00	0.00	0.00	0.00	0.00	0.00	0.00	0.00	4,193,000.00	0.00	0.00	0.00
Sub-Total, General Administration and Support		74,185,000.00	0.00	74,185,000.00	69,992,000.00	0.00	0.00	0.00	69,992,000.00	11,949,860.55	0.00	0.00	0.00	11,949,860.55	10,686,666.87	0.00	0.00	0.00	10,686,666.87	4,193,000.00	58,042,139.45	1,283,193.88	0.00
PS		27,868,000.00	0.00	27,868,000.00	23,675,000.00	0.00	0.00	0.00	23,675,000.00	5,546,523.01	0.00	0.00	0.00	5,546,523.01	5,546,523.01	0.00	0.00	0.00	5,546,523.01	4,193,000.00	18,128,476.99	0.00	0.00
MOOE		37,361,000.00	0.00	37,361,000.00	37,361,000.00	0.00	0.00	0.00	37,361,000.00	5,728,337.54	0.00	0.00	0.00	5,728,337.54	5,120,143.86	0.00	0.00	0.00	5,120,143.86	0.00	31,632,662.46	808,193.88	0.00
FinEx (if Applicable)		0.00	0.00	0.00	0.00	0.00	0.00	0.00	0.00	0.00	0.00	0.00	0.00	0.00	0.00	0.00	0.00	0.00	0.00	0.00	0.00	0.00	0.00
CO		8,958,000.00	0.00	8,958,000.00	8,958,000.00	0.00	0.00	0.00	8,958,000.00	675,000.00	0.00	0.00	0.00	675,000.00	0.00	0.00	0.00	0.00	0.00	0.00	8,281,000.00	675,000.00	0.00
Operations	3000000000000000	57,533,000.00	0.00	57,533,000.00	57,533,000.00	0.00	0.00	0.00	57,533,000.00	8,087,833.73	0.00	0.00	0.00	8,087,833.73	8,882,104.22	0.00	0.00	0.00	8,882,104.22	0.00	49,445,366.27	1,405,529.51	0.00
OO : Defense and Security Leaders' Capacity Improved		57,533,000.00	0.00	57,533,000.00	57,533,000.00	0.00	0.00	0.00	57,533,000.00	8,087,833.73	0.00	0.00	0.00	8,087,833.73	8,882,104.22	0.00	0.00	0.00	8,882,104.22	0.00	49,445,366.27	1,405,529.51	0.00
NATIONAL DEFENSE AND SECURITY POLICY STUDIES PROGRAM		17,181,000.00	0.00	17,181,000.00	17,181,000.00	0.00	0.00	0.00	17,181,000.00	2,518,364.44	0.00	0.00	0.00	2,518,364.44	2,438,009.56	0.00	0.00	0.00	2,438,009.56	0.00	14,664,635.56	80,354.88	0.00
Conduct of national defense and strategic international studies	310100100001000	17,181,000.00	0.00	17,181,000.00	17,181,000.00	0.00	0.00	0.00	17,181,000.00	2,518,364.44	0.00	0.00	0.00	2,518,364.44	2,438,009.56	0.00	0.00	0.00	2,438,009.56	0.00	14,664,635.56	80,354.88	0.00
PS		10,834,000.00	0.00	10,834,000.00	10,834,000.00	0.00	0.00	0.00	10,834,000.00	1,894,743.01	0.00	0.00	0.00	1,894,743.01	1,894,743.01	0.00	0.00	0.00	1,894,743.01	0.00	8,939,256.99	0.00	0.00
MOOE		6,347,000.00	0.00	6,347,000.00	6,347,000.00	0.00	0.00	0.00	6,347,000.00	621,621.43	0.00	0.00	0.00	621,621.43	541,266.55	0.00	0.00	0.00	541,266.55	0.00	5,725,376.57	80,354.88	0.00
NATIONAL DEFENSE AND SECURITY EDUCATION PROGRAM		40,352,000.00	0.00	40,352,000.00	40,352,000.00	0.00	0.00	0.00	40,352,000.00	5,571,269.29	0.00	0.00	0.00	5,571,269.29	4,246,094.66	0.00	0.00	0.00	4,246,094.66	0.00	34,780,730.71	1,325,174.83	0.00
Conduct of graduate level and other courses of studies including P10,000,000 for the Executive Master in National Security Administration (E-MNSA)	310200100002000	40,352,000.00	0.00	40,352,000.00	40,352,000.00	0.00	0.00	0.00	40,352,000.00	5,571,269.29	0.00	0.00	0.00	5,571,269.29	4,246,094.66	0.00	0.00	0.00	4,246,094.66	0.00	34,780,730.71	1,325,174.83	0.00
PS		14,293,000.00	0.00	14,293,000.00	14,293,000.00	0.00	0.00	0.00	14,293,000.00	2,240,258.29	0.00	0.00	0.00	2,240,258.29	2,209,588.84	0.00	0.00	0.00	2,209,588.84	0.00	12,062,741.71	30,669.45	0.00
MOOE		26,059,000.00	0.00	26,059,000.00	26,059,000.00	0.00	0.00	0.00	26,059,000.00	3,331,011.00	0.00	0.00	0.00	3,331,011.00	2,036,505.82	0.00	0.00	0.00	2,036,505.82	0.00	22,727,989.00	1,294,505.18	0.00

This report was generated using the Unified Reporting System on 04/04/2022 07:00 version: FAR.1.2.5 ; Status : SUBMITTED

OASFM, DND
 RECEIVED
 APR 08 2022
 BY: *Selen* TIME: 9:40



STATEMENT OF APPROPRIATIONS, ALLOTMENTS, OBLIGATIONS, DISBURSEMENTS AND BALANCES
As at the Quarter Ending March 31, 2022

Department: Department of National Defense (DND)
 Agency: National Defense College of the Philippines
 Operating Unit: < not applicable >
 Organization Code (UACS): 17 003 0000000
 Fund Cluster: 01 Regular Agency Fund

	Current Year Appropriations
	Supplemental Appropriations
X	Continuing Appropriations

(e.g. UACS Fund Cluster: 01-Regular Agency Fund, 02-Foreign Assisted Projects Fund, 03-Special Account-Locally Funded/Domestic Grants Fund, and 04-Special Account-Foreign Assisted/Foreign Grants Fund)

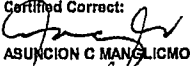
Particulars	UACS CODE	Appropriations			Allotments			Current Year Obligations							Current Year Disbursements				Balances				
		Authorized Appropriations	Adjustments (Transfer To/From, Realignment)	Adjusted Appropriations	Allotments Received	Adjustments (Withdrawal, Realignment)	Transfer To	Transfer From	Adjusted Total Allotments	1st Quarter Ending March 31	2nd Quarter Ending June 30	3rd Quarter Ending Sept. 30	4th Quarter Ending Dec. 31	TOTAL	1st Quarter Ending March 31	2nd Quarter Ending June 30	3rd Quarter Ending Sept. 30	4th Quarter Ending Dec. 31	TOTAL	Unreleased Appro	Unobligated Allotments	Unpaid Obligations	
		3	4	5=(3+4)	6	7	8	9	10=[(8+(-)7)-8+9]	11	12	13	14	15=(11+12+13+14)	16	17	18	19	20=(16+17+18+19)	21=(5-10)	22=(10-16)	23	24
L Continuing Appropriations		30,088,982.91	0.00	30,088,982.91	30,088,982.91	0.00	0.00	0.00	30,088,982.91	2,295,569.83	0.00	0.00	0.00	2,295,569.83	2,137,938.52	0.00	0.00	0.00	2,137,938.52	0.00	27,781,393.08	157,633.31	0.00
L Agency Specific Budget		30,088,982.91	0.00	30,088,982.91	30,088,982.91	0.00	0.00	0.00	30,088,982.91	2,295,569.83	0.00	0.00	0.00	2,295,569.83	2,137,938.52	0.00	0.00	0.00	2,137,938.52	0.00	27,781,393.08	157,633.31	0.00
General Administration and Support	1000000000000000	14,208,477.30	0.00	14,208,477.30	14,208,477.30	0.00	0.00	0.00	14,208,477.30	803,310.97	0.00	0.00	0.00	803,310.97	577,978.77	0.00	0.00	0.00	577,978.77	0.00	13,605,168.33	25,332.20	0.00
General management and supervision	1000001000010000	14,208,477.30	0.00	14,208,477.30	14,208,477.30	0.00	0.00	0.00	14,208,477.30	803,310.97	0.00	0.00	0.00	803,310.97	577,978.77	0.00	0.00	0.00	577,978.77	0.00	13,605,168.33	25,332.20	0.00
MOOE		14,125,186.30	0.00	14,125,186.30	14,125,186.30	0.00	0.00	0.00	14,125,186.30	803,310.97	0.00	0.00	0.00	803,310.97	577,978.77	0.00	0.00	0.00	577,978.77	0.00	13,521,875.33	25,332.20	0.00
CO		83,291.00	0.00	83,291.00	83,291.00	0.00	0.00	0.00	83,291.00	0.00	0.00	0.00	0.00	0.00	0.00	0.00	0.00	0.00	0.00	0.00	83,291.00	0.00	0.00
Sub-Total, General Administration and Support		14,208,477.30	0.00	14,208,477.30	14,208,477.30	0.00	0.00	0.00	14,208,477.30	803,310.97	0.00	0.00	0.00	803,310.97	577,978.77	0.00	0.00	0.00	577,978.77	0.00	13,605,168.33	25,332.20	0.00
PS		0.00	0.00	0.00	0.00	0.00	0.00	0.00	0.00	0.00	0.00	0.00	0.00	0.00	0.00	0.00	0.00	0.00	0.00	0.00	0.00	0.00	0.00
MOOE		14,125,186.30	0.00	14,125,186.30	14,125,186.30	0.00	0.00	0.00	14,125,186.30	803,310.97	0.00	0.00	0.00	803,310.97	577,978.77	0.00	0.00	0.00	577,978.77	0.00	13,521,875.33	25,332.20	0.00
FnEx (if Applicable)		0.00	0.00	0.00	0.00	0.00	0.00	0.00	0.00	0.00	0.00	0.00	0.00	0.00	0.00	0.00	0.00	0.00	0.00	0.00	0.00	0.00	0.00
CO		83,291.00	0.00	83,291.00	83,291.00	0.00	0.00	0.00	83,291.00	0.00	0.00	0.00	0.00	0.00	0.00	0.00	0.00	0.00	0.00	0.00	83,291.00	0.00	0.00
Operations	3000000000000000	15,878,485.61	0.00	15,878,485.61	15,878,485.61	0.00	0.00	0.00	15,878,485.61	1,692,258.88	0.00	0.00	0.00	1,692,258.88	1,559,857.75	0.00	0.00	0.00	1,559,857.75	0.00	14,188,228.75	132,301.11	0.00
CO: Defense and Security Leaders' Capacity Program		15,878,485.61	0.00	15,878,485.61	15,878,485.61	0.00	0.00	0.00	15,878,485.61	1,692,258.88	0.00	0.00	0.00	1,692,258.88	1,559,857.75	0.00	0.00	0.00	1,559,857.75	0.00	14,188,228.75	132,301.11	0.00
NATIONAL DEFENSE AND SECURITY POLICY STUDIES PROGRAM		828,727.34	0.00	828,727.34	828,727.34	0.00	0.00	0.00	828,727.34	542,783.87	0.00	0.00	0.00	542,783.87	473,908.97	0.00	0.00	0.00	473,908.97	0.00	285,963.47	68,856.80	0.00
Conduct of national defense and strategic international studies	3101001000010000	828,727.34	0.00	828,727.34	828,727.34	0.00	0.00	0.00	828,727.34	542,783.87	0.00	0.00	0.00	542,783.87	473,908.97	0.00	0.00	0.00	473,908.97	0.00	285,963.47	68,856.80	0.00
MOOE		828,727.34	0.00	828,727.34	828,727.34	0.00	0.00	0.00	828,727.34	542,783.87	0.00	0.00	0.00	542,783.87	473,908.97	0.00	0.00	0.00	473,908.97	0.00	285,963.47	68,856.80	0.00
NATIONAL DEFENSE AND SECURITY EDUCATION PROGRAM		15,049,758.27	0.00	15,049,758.27	15,049,758.27	0.00	0.00	0.00	15,049,758.27	1,149,494.00	0.00	0.00	0.00	1,149,494.00	1,088,050.78	0.00	0.00	0.00	1,088,050.78	0.00	13,900,283.28	63,444.21	0.00
Conduct of graduate level and other courses of studies	3102001000010000	15,049,758.27	0.00	15,049,758.27	15,049,758.27	0.00	0.00	0.00	15,049,758.27	1,149,494.00	0.00	0.00	0.00	1,149,494.00	1,088,050.78	0.00	0.00	0.00	1,088,050.78	0.00	13,900,283.28	63,444.21	0.00
MOOE		14,870,135.27	0.00	14,870,135.27	14,870,135.27	0.00	0.00	0.00	14,870,135.27	1,149,494.00	0.00	0.00	0.00	1,149,494.00	1,088,050.78	0.00	0.00	0.00	1,088,050.78	0.00	13,720,640.28	63,444.21	0.00
CO		179,623.00	0.00	179,623.00	179,623.00	0.00	0.00	0.00	179,623.00	0.00	0.00	0.00	0.00	0.00	0.00	0.00	0.00	0.00	0.00	0.00	179,623.00	0.00	0.00
Sub-Total, Operations		15,878,485.61	0.00	15,878,485.61	15,878,485.61	0.00	0.00	0.00	15,878,485.61	1,692,258.88	0.00	0.00	0.00	1,692,258.88	1,559,857.75	0.00	0.00	0.00	1,559,857.75	0.00	14,188,228.75	132,301.11	0.00
PS		0.00	0.00	0.00	0.00	0.00	0.00	0.00	0.00	0.00	0.00	0.00	0.00	0.00	0.00	0.00	0.00	0.00	0.00	0.00	0.00	0.00	0.00
MOOE		15,698,862.61	0.00	15,698,862.61	15,698,862.61	0.00	0.00	0.00	15,698,862.61	1,692,258.88	0.00	0.00	0.00	1,692,258.88	1,559,857.75	0.00	0.00	0.00	1,559,857.75	0.00	14,006,603.78	132,301.11	0.00
FnEx (if Applicable)		0.00	0.00	0.00	0.00	0.00	0.00	0.00	0.00	0.00	0.00	0.00	0.00	0.00	0.00	0.00	0.00	0.00	0.00	0.00	0.00	0.00	0.00
CO		179,623.00	0.00	179,623.00	179,623.00	0.00	0.00	0.00	179,623.00	0.00	0.00	0.00	0.00	0.00	0.00	0.00	0.00	0.00	0.00	0.00	179,623.00	0.00	0.00


Department: Department of National Defense (DND)
 Agency: National Defense College of the Philippines
 Operating Unit: < not applicable >
 Organization Code (UACS): 17 003 000000
 Fund Cluster: 01 Regular Agency Fund

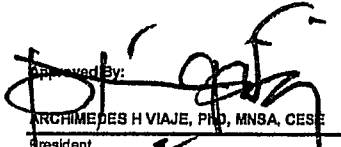
	Current Year Appropriations
	Supplemental Appropriations
X	Continuing Appropriations

(o.g. UACS Fund Cluster: 01-Regular Agency Fund, 02-Foreign Assisted Projects Fund, 03-Special Account-Locally Funded/Domestic Grants Fund, and 04-Special Account-Foreign Assisted/Foreign Grants Fund)

Particulars	UACS CODE	Appropriations			Allotments			Current Year Obligations							Current Year Disbursements				Balances				
		Authorized Appropriations	Adjustments (Transfer To/From, Realignment)	Adjusted Appropriations	Allotments Received	Adjustments (Withdrawal, Realignment)	Transfer To	Transfer From	Adjusted Total Allotments	1st Quarter Ending March 31	2nd Quarter Ending June 30	3rd Quarter Ending Sept. 30	4th Quarter Ending Dec. 31	TOTAL	1st Quarter Ending March 31	2nd Quarter Ending June 30	3rd Quarter Ending Sept. 30	4th Quarter Ending Dec. 31	TOTAL	Unreleased Appro	Unobligated Allotments	Unpaid Obligations	
																						Due and Demandable	Not Yet Due and Demandable
1	2	3	4	5=(3+4)	6	7	8	9	10=[(6+(-)7)-8+9]	11	12	13	14	15=(11+12+13+14)	16	17	18	19	20=(16+17+18+19)	21=(5-10)	22=(10-18)	23	24
GRAND TOTAL		30,088,982.91	0.00	30,088,982.91	30,088,982.91	0.00	0.00	0.00	30,088,982.91	2,295,589.83	0.00	0.00	0.00	2,295,589.83	2,137,938.52	0.00	0.00	0.00	2,137,938.52	0.00	27,791,393.08	197,833.31	0.00
PS		0.00	0.00	0.00	0.00	0.00	0.00	0.00	0.00	0.00	0.00	0.00	0.00	0.00	0.00	0.00	0.00	0.00	0.00	0.00	0.00	0.00	0.00
MODE		29,824,048.91	0.00	29,824,048.91	29,824,048.91	0.00	0.00	0.00	29,824,048.91	2,295,589.83	0.00	0.00	0.00	2,295,589.83	2,137,938.52	0.00	0.00	0.00	2,137,938.52	0.00	27,828,478.08	197,833.31	0.00
FinEx (if Applicable)		0.00	0.00	0.00	0.00	0.00	0.00	0.00	0.00	0.00	0.00	0.00	0.00	0.00	0.00	0.00	0.00	0.00	0.00	0.00	0.00	0.00	0.00
CO		282,914.00	0.00	282,914.00	282,914.00	0.00	0.00	0.00	282,914.00	0.00	0.00	0.00	0.00	0.00	0.00	0.00	0.00	0.00	0.00	0.00	282,914.00	0.00	0.00

Certified Correct:

 ASUNCION C MANGLICMOT, CPA
 Accountant III
 Head, Accounting Section
 Date: 2022-04-01 15:24:44

Recommending Approval:

 LILIA DJACO
 Administrative Officer V
 Acting Chief, Financial and Management Division
 Date: 2022-04-01 15:27:10

Approved By:

 ARCHIMEDES H VIAJE, PhD, MNSA, CESA
 Resident
 Date: 2022-04-01 15:30:54