

SUMMARY OF APPROPRIATIONS, ALLOTMENTS, OBLIGATIONS, DISBURSEMENTS AND BALANCES BY OBJECT OF EXPENDITURES

As at the Quarter Ending June 30, 2021

Department : Department of National Defense (DND)
 Agency : National Defense College of the Philippines
 Operating Unit : < not applicable >
 Organization Code (UACS) : 17 003 000000
 Fund Cluster : 01 Regular Agency Fund

X	Current Year Appropriations
	Supplemental Appropriations
	Continuing Appropriations

(e.g. UACS Fund Cluster: 01-Regular Agency Fund, 02-Foreign Assisted Projects Fund, 03-Special Account-Locally Funded/Domestic Grants Fund, and 04-Special Account-Foreign Assisted/Foreign Grants Fund)

Particulars	UACS CODE	Appropriations			Allotments					Obligations				Disbursements				Balances					
		Authorized Appropriations	Adjustments (Transfer To/From, Modifications/ Augmentations)	Adjusted Appropriations	Allotments Received	Adjustments (Reductions, Modifications/ Augmentations)	Transfer To	Transfer From	Adjusted Allotments	1st Quarter Ending March 31	2nd Quarter Ending June 30	3rd Quarter Ending Sept. 30	4th Quarter Ending Dec. 31	TOTAL	1st Quarter Ending March 31	2nd Quarter Ending June 30	3rd Quarter Ending Sept. 30	4th Quarter Ending Dec. 31	TOTAL	Unreleased Appropriations	Unobligated Allotments	Unpaid Obligations (15-20)+(23+24)	
																						10=([6+]-[7]-[8]+[9])	11
SUMMARY		152,878,000.00	317,065.00	152,995,065.00	148,216,000.00	317,065.00	0.00	0.00	148,533,065.00	16,817,816.90	39,422,853.98	0.00	0.00	56,040,672.88	14,426,124.58	24,469,007.98	0.00	0.00	38,898,132.56	3,482,000.00	83,492,392.14	2,188,894.32	14,053,045.66
A. AGENCY SPECIFIC BUDGET		149,751,000.00	0.00	149,751,000.00	148,289,000.00	0.00	0.00	148,289,000.00	15,577,418.94	36,844,258.01	0.00	0.00	64,221,674.85	13,388,722.82	23,860,412.03	0.00	0.00	37,078,134.65	3,482,000.00	92,067,325.02	2,188,894.32	14,053,045.66	
Personnel Services		41,998,000.00	0.00	41,998,000.00	38,538,000.00	0.00	0.00	38,538,000.00	7,407,215.80	10,897,500.20	0.00	0.00	18,104,715.80	7,379,555.11	10,725,160.89	0.00	0.00	18,104,715.80	3,482,000.00	20,431,294.20	27,880.49	(27,880.49)	
Salaries and Wages	5010100000	24,391,000.00	(120,295.00)	24,270,705.00	24,391,000.00	(120,295.00)	0.00	0.00	24,270,705.00	8,314,583.99	6,878,792.79	0.00	0.00	12,994,378.78	8,314,583.99	6,878,792.79	0.00	0.00	12,994,378.78	0.00	11,278,328.22	0.00	0.00
Salaries and Wages - Regular	5010101000	24,391,000.00	(120,295.00)	24,270,705.00	24,391,000.00	(120,295.00)	0.00	0.00	24,270,705.00	8,314,583.99	6,878,792.79	0.00	0.00	12,994,378.78	8,314,583.99	6,878,792.79	0.00	0.00	12,994,378.78	0.00	11,278,328.22	0.00	0.00
Basic Salary - Civilian	5010101001	24,391,000.00	(120,295.00)	24,270,705.00	24,391,000.00	(120,295.00)	0.00	0.00	24,270,705.00	8,314,583.99	6,878,792.79	0.00	0.00	12,994,378.78	8,314,583.99	6,878,792.79	0.00	0.00	12,994,378.78	0.00	11,278,328.22	0.00	0.00
Other Compensation	5010200000	13,705,000.00	120,295.00	13,825,295.00	13,705,000.00	120,295.00	0.00	0.00	13,825,295.00	988,318.41	3,999,758.14	0.00	0.00	4,885,093.55	958,857.92	3,928,425.93	0.00	0.00	4,885,093.55	0.00	8,940,211.45	27,880.49	(27,880.49)
Personal Economic Relief Allowance (PERA)	5010201000	1,320,000.00	0.00	1,320,000.00	1,320,000.00	0.00	0.00	1,320,000.00	340,909.12	385,545.49	0.00	0.00	706,454.61	340,909.12	385,545.49	0.00	0.00	706,454.61	0.00	813,545.39	0.00	0.00	
PERA - Civilian	5010201001	1,320,000.00	0.00	1,320,000.00	1,320,000.00	0.00	0.00	1,320,000.00	340,909.12	385,545.49	0.00	0.00	706,454.61	340,909.12	385,545.49	0.00	0.00	706,454.61	0.00	813,545.39	0.00	0.00	
Representation Allowance (RA)	5010202000	348,000.00	0.00	348,000.00	348,000.00	0.00	0.00	348,000.00	85,125.00	89,500.00	0.00	0.00	174,625.00	85,125.00	89,500.00	0.00	0.00	174,625.00	0.00	173,375.00	0.00	0.00	
Transportation Allowance (TA)	5010203000	348,000.00	0.00	348,000.00	348,000.00	0.00	0.00	348,000.00	15,000.00	15,000.00	0.00	0.00	30,000.00	15,000.00	15,000.00	0.00	0.00	30,000.00	0.00	318,000.00	0.00	0.00	
Transportation Allowance (TA)	5010203001	348,000.00	0.00	348,000.00	348,000.00	0.00	0.00	348,000.00	15,000.00	15,000.00	0.00	0.00	30,000.00	15,000.00	15,000.00	0.00	0.00	30,000.00	0.00	318,000.00	0.00	0.00	
Clothing/Uniform Allowance	5010204000	330,000.00	0.00	330,000.00	330,000.00	0.00	0.00	330,000.00	0.00	318,000.00	0.00	0.00	318,000.00	0.00	318,000.00	0.00	0.00	318,000.00	0.00	12,000.00	0.00	0.00	
Clothing/Uniform Allowance - Civilian	5010204001	330,000.00	0.00	330,000.00	330,000.00	0.00	0.00	330,000.00	0.00	318,000.00	0.00	0.00	318,000.00	0.00	318,000.00	0.00	0.00	318,000.00	0.00	12,000.00	0.00	0.00	
Honoraria	5010210000	6,743,000.00	(610,000.00)	6,133,000.00	6,743,000.00	(610,000.00)	0.00	0.00	6,133,000.00	848,284.29	348,892.85	0.00	0.00	894,178.04	517,823.80	378,553.14	0.00	0.00	894,178.04	0.00	5,238,823.08	27,880.49	(27,880.49)
Honoraria - Civilian	5010210001	6,743,000.00	(610,000.00)	6,133,000.00	6,743,000.00	(610,000.00)	0.00	0.00	6,133,000.00	848,284.29	348,892.85	0.00	0.00	894,178.04	517,823.80	378,553.14	0.00	0.00	894,178.04	0.00	5,238,823.08	27,880.49	(27,880.49)
Hazard Pay (HP)	5010211000	0.00	610,000.00	610,000.00	0.00	610,000.00	0.00	0.00	610,000.00	0.00	610,000.00	0.00	0.00	610,000.00	0.00	610,000.00	0.00	0.00	610,000.00	0.00	0.00	0.00	0.00
Hazard Pay	5010211001	0.00	610,000.00	610,000.00	0.00	610,000.00	0.00	0.00	610,000.00	0.00	610,000.00	0.00	0.00	610,000.00	0.00	610,000.00	0.00	0.00	610,000.00	0.00	0.00	0.00	0.00
Year End Bonus	5010214000	2,033,000.00	0.00	2,033,000.00	2,033,000.00	0.00	0.00	2,033,000.00	0.00	0.00	0.00	0.00	0.00	0.00	0.00	0.00	0.00	0.00	0.00	2,033,000.00	0.00	0.00	0.00
Bonus - Civilian	5010214001	2,033,000.00	0.00	2,033,000.00	2,033,000.00	0.00	0.00	2,033,000.00	0.00	0.00	0.00	0.00	0.00	0.00	0.00	0.00	0.00	0.00	0.00	2,033,000.00	0.00	0.00	0.00
Cash Gift	5010215000	275,000.00	0.00	275,000.00	275,000.00	0.00	0.00	275,000.00	0.00	0.00	0.00	0.00	0.00	0.00	0.00	0.00	0.00	0.00	0.00	275,000.00	0.00	0.00	0.00
Cash Gift - Civilian	5010215001	275,000.00	0.00	275,000.00	275,000.00	0.00	0.00	275,000.00	0.00	0.00	0.00	0.00	0.00	0.00	0.00	0.00	0.00	0.00	0.00	275,000.00	0.00	0.00	0.00
Mid-Year Bonus - Civilian	5010218000	2,033,000.00	120,295.00	2,153,295.00	2,033,000.00	120,295.00	0.00	0.00	2,153,295.00	0.00	2,151,827.00	0.00	0.00	2,151,827.00	0.00	2,151,827.00	0.00	0.00	2,151,827.00	0.00	1,488.00	0.00	0.00
Mid-Year Bonus - Civilian	5010218001	2,033,000.00	120,295.00	2,153,295.00	2,033,000.00	120,295.00	0.00	0.00	2,153,295.00	0.00	2,151,827.00	0.00	0.00	2,151,827.00	0.00	2,151,827.00	0.00	0.00	2,151,827.00	0.00	1,488.00	0.00	0.00
Other Bonuses and Allowances	5010299000	275,000.00	0.00	275,000.00	275,000.00	0.00	0.00	275,000.00	0.00	0.00	0.00	0.00	0.00	0.00	0.00	0.00	0.00	0.00	0.00	275,000.00	0.00	0.00	0.00
Productivity Enhancement Incentive - Civilian	5010299012	275,000.00	0.00	275,000.00	275,000.00	0.00	0.00	275,000.00	0.00	0.00	0.00	0.00	0.00	0.00	0.00	0.00	0.00	0.00	0.00	275,000.00	0.00	0.00	0.00
Personal Benefit Contributions	5010300000	379,000.00	0.00	379,000.00	379,000.00	0.00	0.00	379,000.00	108,313.20	118,942.27	0.00	0.00	226,255.47	108,313.20	118,942.27	0.00	0.00	226,255.47	0.00	163,744.63	0.00	0.00	0.00
Pag-IBIG Contributions	5010302000	67,000.00	0.00	67,000.00	67,000.00	0.00	0.00	67,000.00	18,700.00	18,100.00	0.00	0.00	34,800.00	18,700.00	18,100.00	0.00	0.00	34,800.00	0.00	32,200.00	0.00	0.00	0.00
Pag-IBIG - Civilian	5010302001	67,000.00	0.00	67,000.00	67,000.00	0.00	0.00	67,000.00	18,700.00	18,100.00	0.00	0.00	34,800.00	18,700.00	18,100.00	0.00	0.00	34,800.00	0.00	32,200.00	0.00	0.00	0.00
PhilHealth Contributions	5010303000	245,000.00	0.00	245,000.00	245,000.00	0.00	0.00	245,000.00	72,813.20	82,742.27	0.00	0.00	155,555.47	72,813.20	82,742.27	0.00	0.00	155,555.47	0.00	89,444.63	0.00	0.00	0.00
PhilHealth - Civilian	5010303001	245,000.00	0.00	245,000.00	245,000.00	0.00	0.00	245,000.00	72,813.20	82,742.27	0.00	0.00	155,555.47	72,813.20	82,742.27	0.00	0.00	155,555.47	0.00	89,444.63	0.00	0.00	0.00
Employees Compensation Insurance Premiums (ECIP)	5010304000	67,000.00	0.00	67,000.00	67,000.00	0.00	0.00	67,000.00	18,800.00	18,100.00	0.00	0.00	34,900.00	18,800.00	18,100.00	0.00	0.00	34,900.00	0.00	32,100.00	0.00	0.00	0.00
ECIP - Civilian	5010304001	67,000.00	0.00	67,000.00	67,000.00	0.00	0.00	67,000.00	18,800.00	18,100.00	0.00	0.00	34,900.00	18,800.00	18,100.00	0.00	0.00	34,900.00	0.00	32,100.00	0.00	0.00	0.00
Other Personnel Benefits	5010400000	3,523,000.00	0.00	3,523,000.00	81,000.00	0.00	0.00	81,000.00	0.00	0.00	0.00	0.00	0.00	0.00	0.00	0.00	0.00	0.00	3,482,000.00	81,000.00	0.00	0.00	0.00
Other Personnel Benefits	5010489000	3,523,000.00	0.00	3,523,000.00	81,000.00	0.00	0.00	81,000.00	0.00	0.00	0.00	0.00	0.00	0.00	0.00	0.00	0.00	0.00	3,482,000.00	81,000.00	0.00	0.00	0.00
Lump-sum for Filing of Positions - Civilian	5010489007	3,482,000.00	0.00	3,482,000.00	0.00	0.00	0.0																

Department : Department of National Defense (DND)
 Agency : National Defense Collogo of the Philippines
 Operating Unit : < not applicable >
 Organization Code (UACS) : 17 003 0000000
 Fund Cluster : 01 Regular Agency Fund
 (e.g. UACS Fund Cluster: 01-Regular Agency Fund, 02-Foreign Assisted Projects Fund, 03-Special Account-Locally Funded/Domestic Grants Fund, and 04-Special Account-Foreign Assisted/Foreign Grants Fund)

X	Current Year Appropriations
	Supplemental Appropriations
	Continuing Appropriations

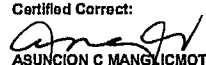
Particulars	UACS CODE	Appropriations			Allotments			Obligations				Disbursements				Balances							
		Authorized Appropriations	Adjustments (Transfer To/From, Modifications/Augmentations)	Adjusted Appropriations	Allotments Received	Adjustments (Reductions, Modifications/Augmentations)	Transfer To	Transfer From	Adjusted Allotments	1st Quarter Ending March 31	2nd Quarter Ending June 30	3rd Quarter Ending Sept. 30	4th Quarter Ending Dec. 31	TOTAL	1st Quarter Ending March 31	2nd Quarter Ending June 30	3rd Quarter Ending Sept. 30	4th Quarter Ending Dec. 31	TOTAL	Unreleased Appropriations	Unobligated Allotments	Unpaid Obligations (15-20)=(23+24)	
		3	4	5=(3+4)	6	7	8	9	10=[(6+(-7)+8+9)]	11	12	13	14	15=(11+12+13+14)	16	17	18	19	20=(16+17+18+19)	21=(5-10)	22=(10-15)	23	24
Office Supplies Expenses	5020301000	4,367,000.00	(110,009.07)	4,256,990.93	4,367,000.00	(110,009.07)	0.00	0.00	4,256,990.93	387,523.76	326,157.25	0.00	0.00	713,681.00	378,212.91	316,717.39	0.00	0.00	692,930.30	0.00	3,643,309.63	11,210.84	0.439.86
Office Supplies Expenses	5020301002	4,367,000.00	(110,009.07)	4,256,990.93	4,367,000.00	(110,009.07)	0.00	0.00	4,256,990.93	387,523.75	326,157.25	0.00	0.00	713,681.00	378,212.91	316,717.39	0.00	0.00	692,930.30	0.00	3,643,309.63	11,210.84	0.439.86
Drugs and Medicines Expenses	5020307000	126,000.00	7,839.80	132,839.80	126,000.00	7,839.80	0.00	0.00	132,839.80	15,370.00	8,898.40	0.00	0.00	24,058.40	15,246.52	8,674.08	0.00	0.00	23,921.18	0.00	108,783.50	123.48	111.74
Fuel, Oil and Lubricants Expenses	5020309000	4,013,000.00	0.00	4,013,000.00	4,013,000.00	0.00	0.00	0.00	4,013,000.00	733,889.85	842,099.27	0.00	0.00	1,575,989.12	733,889.85	842,099.27	0.00	0.00	1,575,989.12	0.00	2,437,231.88	0.00	0.00
Textbooks and Instructional Materials Expenses	5020311000	544,000.00	0.00	544,000.00	544,000.00	0.00	0.00	0.00	544,000.00	0.00	0.00	0.00	0.00	0.00	0.00	0.00	0.00	0.00	0.00	0.00	544,000.00	0.00	0.00
Textbooks and Instructional Materials Expenses	5020311001	544,000.00	0.00	544,000.00	544,000.00	0.00	0.00	0.00	544,000.00	0.00	0.00	0.00	0.00	0.00	0.00	0.00	0.00	0.00	0.00	0.00	544,000.00	0.00	0.00
Semi-Expendable Machinery and Equipment Expenses	5020321000	0.00	110,009.07	110,009.07	0.00	110,009.07	0.00	0.00	110,009.07	88,130.00	41,879.07	0.00	0.00	110,009.07	88,086.10	43,487.57	0.00	0.00	109,553.67	0.00	0.00	2,043.90	(1,589.50)
Semi-Expendable Machinery and Equipment Expenses	5020321000	0.00	110,009.07	110,009.07	0.00	110,009.07	0.00	0.00	110,009.07	88,130.00	41,879.07	0.00	0.00	110,009.07	88,086.10	43,487.57	0.00	0.00	109,553.67	0.00	0.00	2,043.90	(1,589.50)
Other Supplies and Materials Expenses	5020399000	6,194,000.00	(135,057.15)	6,058,942.85	6,194,000.00	(135,057.15)	0.00	0.00	6,058,942.85	838,338.33	1,153,831.45	0.00	0.00	1,790,169.78	448,793.70	558,349.18	0.00	0.00	1,003,142.88	0.00	4,296,773.07	189,544.63	597,462.27
Utility Expenses	5020400000	233,000.00	0.00	233,000.00	233,000.00	0.00	0.00	0.00	233,000.00	8,220.00	11,490.00	0.00	0.00	19,710.00	8,220.00	11,490.00	0.00	0.00	19,710.00	0.00	213,290.00	0.00	0.00
Water Expenses	5020401000	116,000.00	0.00	116,000.00	116,000.00	0.00	0.00	0.00	116,000.00	8,220.00	11,490.00	0.00	0.00	19,710.00	8,220.00	11,490.00	0.00	0.00	19,710.00	0.00	95,290.00	0.00	0.00
Electricity Expenses	5020402000	116,000.00	0.00	116,000.00	116,000.00	0.00	0.00	0.00	116,000.00	0.00	0.00	0.00	0.00	0.00	0.00	0.00	0.00	0.00	0.00	0.00	118,000.00	0.00	0.00
Communication Expenses	5020500000	6,720,000.00	199,452.00	6,919,452.00	6,720,000.00	199,452.00	0.00	0.00	6,919,452.00	201,828.35	1,747,795.61	0.00	0.00	1,949,623.96	201,828.35	1,747,795.61	0.00	0.00	1,949,623.96	0.00	4,969,830.04	0.00	0.00
Postage and Courier Services	5020501000	272,000.00	(118,283.00)	153,717.00	272,000.00	(118,283.00)	0.00	0.00	153,717.00	18,551.00	270.00	0.00	0.00	18,821.00	18,551.00	270.00	0.00	0.00	18,821.00	0.00	137,999.00	0.00	0.00
Telephone Expenses	5020502000	768,000.00	0.00	768,000.00	768,000.00	0.00	0.00	0.00	768,000.00	183,901.27	402,098.45	0.00	0.00	586,000.72	183,901.27	402,098.45	0.00	0.00	586,000.72	0.00	498,925.28	0.00	0.00
Mobile	5020502001	412,000.00	317,735.00	729,735.00	412,000.00	317,735.00	0.00	0.00	729,735.00	174,030.22	383,424.25	0.00	0.00	557,454.47	174,030.22	383,424.25	0.00	0.00	557,454.47	0.00	192,280.53	0.00	0.00
Landline	5020502002	357,000.00	0.00	357,000.00	357,000.00	0.00	0.00	0.00	357,000.00	8,871.05	39,484.20	0.00	0.00	48,355.25	8,871.05	39,484.20	0.00	0.00	48,355.25	0.00	307,844.75	0.00	0.00
Internet Subscription Expenses	5020503000	5,862,000.00	0.00	5,862,000.00	5,862,000.00	0.00	0.00	0.00	5,862,000.00	889.00	1,342,367.16	0.00	0.00	1,343,256.16	889.00	1,342,367.16	0.00	0.00	1,343,256.16	0.00	4,238,743.84	0.00	0.00
Cable, Satellite, Telegraph and Radio Expenses	5020504000	97,000.00	0.00	97,000.00	97,000.00	0.00	0.00	0.00	97,000.00	1,488.08	2,250.00	0.00	0.00	3,738.08	1,488.08	2,250.00	0.00	0.00	3,738.08	0.00	93,261.92	0.00	0.00
Confidential, Intelligence and Extraordinary Expenses	5021000000	108,000.00	0.00	108,000.00	108,000.00	0.00	0.00	0.00	108,000.00	27,000.00	27,000.00	0.00	0.00	54,000.00	27,000.00	27,000.00	0.00	0.00	54,000.00	0.00	54,000.00	0.00	0.00
Extraordinary and Miscellaneous Expenses	5021003000	108,000.00	0.00	108,000.00	108,000.00	0.00	0.00	0.00	108,000.00	27,000.00	27,000.00	0.00	0.00	54,000.00	27,000.00	27,000.00	0.00	0.00	54,000.00	0.00	54,000.00	0.00	0.00
Professional Services	5021100000	21,006,000.00	(832,118.22)	20,173,881.78	21,006,000.00	(832,118.22)	0.00	0.00	20,173,881.78	1,699,498.02	2,864,778.35	0.00	0.00	4,384,272.37	1,699,498.02	2,864,778.35	0.00	0.00	4,384,272.37	0.00	16,811,811.41	7,899.02	(7,899.02)
Auditing Services	5021102000	30,000.00	0.00	30,000.00	30,000.00	0.00	0.00	0.00	30,000.00	0.00	0.00	0.00	0.00	0.00	0.00	0.00	0.00	0.00	0.00	0.00	30,000.00	0.00	0.00
Consultancy Services	5021103000	3,207,000.00	(30,878.22)	3,176,121.78	3,207,000.00	(30,878.22)	0.00	0.00	3,176,121.78	0.00	0.00	0.00	0.00	0.00	0.00	0.00	0.00	0.00	0.00	0.00	3,176,121.78	0.00	0.00
Consultancy Services	5021103002	3,207,000.00	(30,878.22)	3,176,121.78	3,207,000.00	(30,878.22)	0.00	0.00	3,176,121.78	0.00	0.00	0.00	0.00	0.00	0.00	0.00	0.00	0.00	0.00	0.00	3,176,121.78	0.00	0.00
Other Professional Services	5021109000	17,771,000.00	(801,240.00)	16,969,760.00	17,771,000.00	(801,240.00)	0.00	0.00	16,969,760.00	1,699,498.02	2,864,778.35	0.00	0.00	4,384,272.37	1,699,498.02	2,864,778.35	0.00	0.00	4,384,272.37	0.00	12,065,487.63	7,899.02	(7,899.02)
General Services	5021200000	7,818,000.00	30,878.22	7,848,878.22	7,818,000.00	30,878.22	0.00	0.00	7,848,878.22	307,252.40	1,788,608.88	0.00	0.00	2,095,861.28	307,252.40	1,788,608.88	0.00	0.00	2,095,861.28	0.00	5,653,018.94	0.00	0.00
Environment/Sanitary Services	5021201000	160,000.00	0.00	160,000.00	160,000.00	0.00	0.00	0.00	160,000.00	0.00	0.00	0.00	0.00	0.00	0.00	0.00	0.00	0.00	0.00	0.00	160,000.00	0.00	0.00
Janitorial Services	5021202000	3,180,000.00	0.00	3,180,000.00	3,180,000.00	0.00	0.00	0.00	3,180,000.00	0.00	897,711.60	0.00	0.00	897,711.60	0.00	897,711.60	0.00	0.00	897,711.60	0.00	2,282,288.40	0.00	0.00
Security Services	5021203000	3,388,000.00	0.00	3,388,000.00	3,388,000.00	0.00	0.00	0.00	3,388,000.00	0.00	551,089.68	0.00	0.00	551,089.68	0.00	551,089.68	0.00	0.00	551,089.68	0.00	2,836,910.32	0.00	0.00
Other General Services	5021209000	690,000.00	30,878.22	720,878.22	690,000.00	30,878.22	0.00	0.00	720,878.22	307,252.40	339,805.72	0.00	0.00	647,058.12	307,252.40	339,805.72	0.00	0.00	647,058.12	0.00	273,818.10	0.00	0.00
Repairs and Maintenance	5021300000	1,810,000.00	0.00	1,810,000.00	1,810,000.00	0.00	0.00	0.00	1,810,000.00	747,834.97	124,213.00	0.00	0.00	872,047.97	130,002.14	680,579.89	0.00	0.00	820,892.13	0.00	737,992.03	817,832.83	(586,368.99)
Repairs and Maintenance - Buildings and Other Structures	5021304000	597,000.00	0.00	597,000.00	597,000.00	0.00	0.00	0.00	597,000.00	484,320.83	27,833.00	0.00	0.00	512,153.83	23,880.00	451,229.75	0.00	0.00	478,109.78	0.00	74,846.17	470,440.83	(423,398.75)
Buildings	5021304001	597,000.00	0.00	597,000.00	597,000.00	0.00	0.00	0.00	597,000.00	484,320.83	27,833.00	0.00	0.00	512,153.83	23,880.00	451,229.75	0.00	0.00	478,109.78	0.00	74,846.17	470,440.83	(423,398.75)
Repairs and Maintenance - Machinery and Equipment	5021305000	298,000.00	0.00	298,000.00	298,000.00	0.00	0.00	0.00	298,000.00	15,559.00	57,900.00	0.00	0.00	73,459.00	15,559.00	57,900.00	0.00	0.00	73,459.00	0.00	224,541.00	0.00	0.00
Office Equipment	5021305002	180,000.00	0.00	180,000.00	180,000.00	0.00	0.00	0.00	180,000.00	15,559.00	57,900.00	0.00	0.00	73,459.00	15,559.00	57,900.00	0						


Department : Department of National Defense (DND)
 Agency : National Defense College of the Philippines
 Operating Unit : < not applicable >
 Organization Code (UACS) : 17 003 0000000
 Fund Cluster : 01 Regular Agency Fund

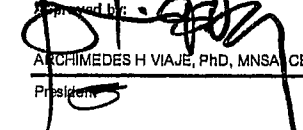
X	Current Year Appropriations
	Supplemental Appropriations
	Continuing Appropriations

(e.g. UACS Fund Cluster: 01-Regular Agency Fund, 02-Foreign Assisted Projects Fund, 03-Special Account-Locally Funded/Domestic Grants Fund, and 04-Special Account-Foreign Assisted/Foreign Grants Fund)

Particulars	UACS CODE	Appropriations			Allotments						Obligations					Disbursements					Balances			
		Authorized Appropriations	Adjustments (Transfer To/From, Modifications/Augmentations)	Adjusted Appropriations	Allotments Received	Adjustments (Reductions, Modifications/Augmentations)	Transfer To	Transfer From	Adjusted Allotments	1st Quarter Ending March 31	2nd Quarter Ending June 30	3rd Quarter Ending Sept. 30	4th Quarter Ending Dec. 31	TOTAL	1st Quarter Ending March 31	2nd Quarter Ending June 30	3rd Quarter Ending Sept. 30	4th Quarter Ending Dec. 31	TOTAL	Unreleased Appropriations	Unobligated Allotments	Unpaid Obligations (18-20)=(23+24)		
																						Due and Demandable	Not Yet Due and Demandable	
1	2	3	4	5=(3+4)	6	7	8	9	10=[(6+(-7)-8+9)]	11	12	13	14	15=[(11+12+13+14)]	16	17	18	19	20=[(16+17+18+19)]	21=(6-10)	22=(10-15)	23	24	
Rent - Motor Vehicles	5029905003	1,077,000.00	0.00	1,077,000.00	1,077,000.00	0.00	0.00	0.00	1,077,000.00	0.00	148,140.00	0.00	0.00	148,140.00	0.00	148,140.00	0.00	0.00	148,140.00	0.00	930,860.00	0.00	0.00	
Rent - Equipment	5029905004	850,000.00	0.00	850,000.00	850,000.00	0.00	0.00	0.00	850,000.00	40,482.47	79,838.49	0.00	0.00	120,118.96	35,308.48	84,812.48	0.00	0.00	120,118.96	0.00	528,881.04	5,175.99	(5,175.99)	
Membership Dues and Contributions to Organizations	5029908000	5,000.00	0.00	5,000.00	5,000.00	0.00	0.00	0.00	5,000.00	0.00	0.00	0.00	0.00	0.00	0.00	0.00	0.00	0.00	0.00	0.00	5,000.00	0.00	0.00	
Subscription Expenses	5029907000	2,787,000.00	0.00	2,787,000.00	2,787,000.00	0.00	0.00	0.00	2,787,000.00	351,872.00	33,038.00	0.00	0.00	384,708.00	27,872.00	347,318.00	0.00	0.00	374,988.00	0.00	2,402,292.00	324,000.00	(314,280.00)	
ICT Software Subscription	5029907001	1,857,000.00	0.00	1,857,000.00	1,857,000.00	0.00	0.00	0.00	1,857,000.00	0.00	0.00	0.00	0.00	0.00	0.00	0.00	0.00	0.00	0.00	0.00	1,857,000.00	0.00	0.00	
Other Subscription Expenses	5029907099	1,130,000.00	0.00	1,130,000.00	1,130,000.00	0.00	0.00	0.00	1,130,000.00	351,872.00	33,038.00	0.00	0.00	384,708.00	27,872.00	347,318.00	0.00	0.00	374,988.00	0.00	745,292.00	324,000.00	(314,280.00)	
Other Maintenance and Operating Expenses	5029999000	831,000.00	(40,119.75)	790,880.25	831,000.00	(40,119.75)	0.00	0.00	790,880.25	304,721.00	205,590.00	0.00	0.00	510,311.00	304,721.00	205,590.00	0.00	0.00	510,311.00	0.00	280,589.25	0.00	0.00	
Other Maintenance and Operating Expenses	5029999099	831,000.00	(40,119.75)	790,880.25	831,000.00	(40,119.75)	0.00	0.00	790,880.25	304,721.00	205,590.00	0.00	0.00	510,311.00	304,721.00	205,590.00	0.00	0.00	510,311.00	0.00	280,589.25	0.00	0.00	
Capital Outlays		21,183,000.00	0.00	21,183,000.00	21,183,000.00	0.00	0.00	0.00	21,183,000.00	0.00	18,484,170.00	0.00	0.00	18,484,170.00	0.00	1,172,215.90	0.00	0.00	1,172,215.90	0.00	4,698,830.00	0.00	15,291,954.10	
Property, Plant and Equipment Outlay	5080400000	20,183,000.00	0.00	20,183,000.00	20,183,000.00	0.00	0.00	0.00	20,183,000.00	0.00	18,484,170.00	0.00	0.00	18,484,170.00	0.00	1,172,215.90	0.00	0.00	1,172,215.90	0.00	3,698,830.00	0.00	15,291,954.10	
Machinery and Equipment Outlay	5080405000	20,183,000.00	0.00	20,183,000.00	20,183,000.00	0.00	0.00	0.00	20,183,000.00	0.00	18,484,170.00	0.00	0.00	18,484,170.00	0.00	1,172,215.90	0.00	0.00	1,172,215.90	0.00	3,698,830.00	0.00	15,291,954.10	
Information and Communication Technology Equipment	5080405003	315,000.00	0.00	315,000.00	315,000.00	0.00	0.00	0.00	315,000.00	0.00	281,870.00	0.00	0.00	281,870.00	0.00	254,110.90	0.00	0.00	254,110.90	0.00	53,030.00	0.00	7,880.10	
ICT Software	5080405015	4,800,000.00	0.00	4,800,000.00	4,800,000.00	0.00	0.00	0.00	4,800,000.00	0.00	3,155,000.00	0.00	0.00	3,155,000.00	0.00	918,105.00	0.00	0.00	918,105.00	0.00	1,845,000.00	0.00	2,236,885.00	
Other Machinery and Equipment	5080405099	15,048,000.00	0.00	15,048,000.00	15,048,000.00	0.00	0.00	0.00	15,048,000.00	0.00	13,047,200.00	0.00	0.00	13,047,200.00	0.00	0.00	0.00	0.00	0.00	0.00	2,000,800.00	0.00	13,047,200.00	
Intangible Assets Outlay	5080800000	1,000,000.00	0.00	1,000,000.00	1,000,000.00	0.00	0.00	0.00	1,000,000.00	0.00	0.00	0.00	0.00	0.00	0.00	0.00	0.00	0.00	0.00	0.00	1,000,000.00	0.00	0.00	
Other Intangible Assets	5080899000	1,000,000.00	0.00	1,000,000.00	1,000,000.00	0.00	0.00	0.00	1,000,000.00	0.00	0.00	0.00	0.00	0.00	0.00	0.00	0.00	0.00	0.00	0.00	1,000,000.00	0.00	0.00	
B. AUTOMATIC APPROPRIATIONS		2,927,000.00	0.00	2,927,000.00	2,927,000.00	0.00	0.00	0.00	2,927,000.00	723,338.88	778,595.95	0.00	0.00	1,501,932.91	723,338.88	778,595.95	0.00	0.00	1,501,932.91	0.00	1,425,087.08	0.00	0.00	
Retirement and Life Insurance Premiums		2,927,000.00	0.00	2,927,000.00	2,927,000.00	0.00	0.00	0.00	2,927,000.00	723,338.88	778,595.95	0.00	0.00	1,501,932.91	723,338.88	778,595.95	0.00	0.00	1,501,932.91	0.00	1,425,087.08	0.00	0.00	
C. SPECIAL PURPOSE FUNDS		0.00	317,085.00	317,085.00	0.00	317,085.00	0.00	0.00	317,085.00	317,085.00	0.00	0.00	0.00	317,085.00	317,085.00	0.00	0.00	0.00	317,085.00	0.00	0.00	0.00	0.00	
Pension and Gratuity Fund		0.00	317,085.00	317,085.00	0.00	317,085.00	0.00	0.00	317,085.00	317,085.00	0.00	0.00	0.00	317,085.00	317,085.00	0.00	0.00	0.00	317,085.00	0.00	0.00	0.00	0.00	
Other Personnel Benefits	5010400000	0.00	317,085.00	317,085.00	0.00	317,085.00	0.00	0.00	317,085.00	317,085.00	0.00	0.00	0.00	317,085.00	317,085.00	0.00	0.00	0.00	317,085.00	0.00	0.00	0.00	0.00	
Terminal Leave Benefits		0.00	317,085.00	317,085.00	0.00	317,085.00	0.00	0.00	317,085.00	317,085.00	0.00	0.00	0.00	317,085.00	317,085.00	0.00	0.00	0.00	317,085.00	0.00	0.00	0.00	0.00	
Terminal Leave Benefits - Civilian	5010403001	0.00	317,085.00	317,085.00	0.00	317,085.00	0.00	0.00	317,085.00	317,085.00	0.00	0.00	0.00	317,085.00	317,085.00	0.00	0.00	0.00	317,085.00	0.00	0.00	0.00	0.00	
GRAND TOTAL		152,878,000.00	317,085.00	152,995,085.00	149,218,000.00	317,085.00	0.00	0.00	149,533,085.00	16,817,818.80	38,422,893.88	0.00	0.00	56,040,872.88	14,428,124.58	24,489,007.98	0.00	0.00	38,898,132.56	3,462,000.00	63,492,392.14	2,188,894.32	14,953,645.88	

Certified Correct:

 ASUNCION C MANGLICMOT, CPA
 Accountant III
 Head, Accounting Section
 Date: July 06, 2021

Recommending Approval:

 LILIA D J ACO
 Administrative Officer
 Acting Chief, Financial and Management Division
 Date: July 06, 2021

Approved by:

 ARCHIMEDES H VIAJE, PhD, MNSA CESE
 President
 Date: July 06, 2021

SUMMARY OF APPROPRIATIONS, ALLOTMENTS, OBLIGATIONS, DISBURSEMENTS AND BALANCES BY OBJECT OF EXPENDITURES
As at the Quarter Ending June 30, 2021

Department: Department of National Defense (DND)
 Agency/Entity: National Defense College of the Philippines
 Operating Unit: < not applicable >
 Organization Code (UACS): 17 003 0000000
 Fund Cluster: 01 Regular Agency Fund

	Current Year Appropriations
	Supplemental Appropriations
X	Continuing Appropriations

(e.g. UACS Fund Cluster: 01-Regular Agency Fund, 02-Foreign Assisted Projects Fund, 03-Special Account-Locally Funded/Domestic Grants Fund, and 04-Special Account-Foreign Assisted/Foreign Grants Fund)

Particulars	UACS CODE	Appropriations			Allotments					Obligations				Disbursements					Balances				
		Authorized Appropriations	Adjustments (Transfer To/From, Modifications/ Augmentations)	Adjusted Appropriations	Allotments Received	Adjustments (Reductions, Modifications/ Augmentations)	Transfer To	Transfer From	Adjusted Allotments	1st Quarter Ending March 31	2nd Quarter Ending June 30	3rd Quarter Ending Sept. 30	4th Quarter Ending Dec. 31	TOTAL	1st Quarter Ending March 31	2nd Quarter Ending June 30	3rd Quarter Ending Sept. 30	4th Quarter Ending Dec. 31	TOTAL	Unreleased Appropriations	Unobligated Allotments	Unpaid Obligations (18-20)=(23+24)	
																						Due and Demandable	Not Yet Due and Demandable
1	2	3	4	5=(3+4)	6	7	8	9	10=[(6+(-)7)-8+9]	11	12	13	14	15=(11+12+13+14)	16	17	18	19	20=(16+17+18+19)	21=(5-10)	22=(10-15)	23	24
SUMMARY		18,178,943.31	0.00	18,178,943.31	18,178,943.31	0.00	0.00	0.00	18,178,943.31	1,960,147.31	6,424,832.82	0.00	0.00	7,384,979.83	1,165,503.50	2,124,870.15	0.00	0.00	3,280,173.65	0.00	10,791,903.38	0.00	4,104,808.28
L CONTINUING APPROPRIATIONS		18,178,943.31	0.00	18,178,943.31	18,178,943.31	0.00	0.00	0.00	18,178,943.31	1,960,147.31	6,424,832.82	0.00	0.00	7,384,979.83	1,165,503.50	2,124,870.15	0.00	0.00	3,280,173.65	0.00	10,791,903.38	0.00	4,104,808.28
L Agency Specific Budget		18,178,943.31	0.00	18,178,943.31	18,178,943.31	0.00	0.00	0.00	18,178,943.31	1,960,147.31	6,424,832.82	0.00	0.00	7,384,979.83	1,165,503.50	2,124,870.15	0.00	0.00	3,280,173.65	0.00	10,791,903.38	0.00	4,104,808.28
Personnel Services		4,141,444.97	0.00	4,141,444.97	4,141,444.97	0.00	0.00	0.00	4,141,444.97	359,470.88	222,100.00	0.00	0.00	578,670.88	152,427.12	428,143.88	0.00	0.00	578,670.88	0.00	3,682,873.99	0.00	0.00
Salaries and Wages	5010100000	582,875.80	0.00	582,875.80	582,875.80	0.00	0.00	0.00	582,875.80	3,715.85	0.00	0.00	0.00	3,715.85	2,381.99	1,333.86	0.00	0.00	3,715.85	0.00	559,159.95	0.00	0.00
Salaries and Wages - Regular	5010101000	582,875.80	0.00	582,875.80	582,875.80	0.00	0.00	0.00	582,875.80	3,715.85	0.00	0.00	0.00	3,715.85	2,381.99	1,333.86	0.00	0.00	3,715.85	0.00	559,159.95	0.00	0.00
Basic Salary - Civilian	5010101001	582,875.80	0.00	582,875.80	582,875.80	0.00	0.00	0.00	582,875.80	3,715.85	0.00	0.00	0.00	3,715.85	2,381.99	1,333.86	0.00	0.00	3,715.85	0.00	559,159.95	0.00	0.00
Other Compensation	5010200000	3,859,854.04	0.00	3,859,854.04	3,859,854.04	0.00	0.00	0.00	3,859,854.04	283,234.88	222,000.00	0.00	0.00	485,234.88	60,524.78	424,710.20	0.00	0.00	485,234.88	0.00	3,174,418.08	0.00	0.00
Personal Economic Relief Allowance (PERA)	5010201000	(41,239.34)	0.00	(41,239.34)	(41,239.34)	0.00	0.00	0.00	(41,239.34)	1,909.11	0.00	0.00	0.00	1,909.11	1,909.11	0.00	0.00	0.00	1,909.11	0.00	(43,148.45)	0.00	0.00
PERA - Civilian	5010201001	(41,239.34)	0.00	(41,239.34)	(41,239.34)	0.00	0.00	0.00	(41,239.34)	1,909.11	0.00	0.00	0.00	1,909.11	1,909.11	0.00	0.00	0.00	1,909.11	0.00	(43,148.45)	0.00	0.00
Representation Allowance (RA)	5010202000	35,750.00	0.00	35,750.00	35,750.00	0.00	0.00	0.00	35,750.00	0.00	0.00	0.00	0.00	0.00	0.00	0.00	0.00	0.00	0.00	0.00	35,750.00	0.00	0.00
Transportation Allowance (TA)	5010203000	390,000.00	0.00	390,000.00	390,000.00	0.00	0.00	0.00	390,000.00	0.00	0.00	0.00	0.00	0.00	0.00	0.00	0.00	0.00	0.00	0.00	390,000.00	0.00	0.00
Transportation Allowance (TA)	5010203001	390,000.00	0.00	390,000.00	390,000.00	0.00	0.00	0.00	390,000.00	0.00	0.00	0.00	0.00	0.00	0.00	0.00	0.00	0.00	0.00	0.00	390,000.00	0.00	0.00
Clothing/Uniform Allowance	5010204000	(8,000.00)	0.00	(8,000.00)	(8,000.00)	0.00	0.00	0.00	(8,000.00)	0.00	0.00	0.00	0.00	0.00	0.00	0.00	0.00	0.00	0.00	0.00	(8,000.00)	0.00	0.00
Clothing/Uniform Allowance - Civilian	5010204001	(8,000.00)	0.00	(8,000.00)	(8,000.00)	0.00	0.00	0.00	(8,000.00)	0.00	0.00	0.00	0.00	0.00	0.00	0.00	0.00	0.00	0.00	0.00	(8,000.00)	0.00	0.00
Honoraria	5010210000	3,453,189.38	0.00	3,453,189.38	3,453,189.38	0.00	0.00	0.00	3,453,189.38	281,325.87	222,000.00	0.00	0.00	483,325.87	58,815.87	424,710.20	0.00	0.00	483,325.87	0.00	2,869,843.51	0.00	0.00
Honoraria - CM/Stan	5010210001	3,453,189.38	0.00	3,453,189.38	3,453,189.38	0.00	0.00	0.00	3,453,189.38	281,325.87	222,000.00	0.00	0.00	483,325.87	58,815.87	424,710.20	0.00	0.00	483,325.87	0.00	2,869,843.51	0.00	0.00
Hazard Pay (HP)	5010211000	(154,000.00)	0.00	(154,000.00)	(154,000.00)	0.00	0.00	0.00	(154,000.00)	0.00	0.00	0.00	0.00	0.00	0.00	0.00	0.00	0.00	0.00	0.00	(154,000.00)	0.00	0.00
Hazard Pay	5010211001	(154,000.00)	0.00	(154,000.00)	(154,000.00)	0.00	0.00	0.00	(154,000.00)	0.00	0.00	0.00	0.00	0.00	0.00	0.00	0.00	0.00	0.00	0.00	(154,000.00)	0.00	0.00
Year End Bonus	5010214000	(22,129.00)	0.00	(22,129.00)	(22,129.00)	0.00	0.00	0.00	(22,129.00)	0.00	0.00	0.00	0.00	0.00	0.00	0.00	0.00	0.00	0.00	0.00	(22,129.00)	0.00	0.00
Bonus - Civilian	5010214001	(22,129.00)	0.00	(22,129.00)	(22,129.00)	0.00	0.00	0.00	(22,129.00)	0.00	0.00	0.00	0.00	0.00	0.00	0.00	0.00	0.00	0.00	0.00	(22,129.00)	0.00	0.00
Cash Gift	5010218000	(10,000.00)	0.00	(10,000.00)	(10,000.00)	0.00	0.00	0.00	(10,000.00)	0.00	0.00	0.00	0.00	0.00	0.00	0.00	0.00	0.00	0.00	0.00	(10,000.00)	0.00	0.00
Cash Gift - Civilian	5010218001	(10,000.00)	0.00	(10,000.00)	(10,000.00)	0.00	0.00	0.00	(10,000.00)	0.00	0.00	0.00	0.00	0.00	0.00	0.00	0.00	0.00	0.00	0.00	(10,000.00)	0.00	0.00
Mid-Year Bonus - Civilian	5010218000	24,103.00	0.00	24,103.00	24,103.00	0.00	0.00	0.00	24,103.00	0.00	0.00	0.00	0.00	0.00	0.00	0.00	0.00	0.00	0.00	0.00	24,103.00	0.00	0.00
Mid-Year Bonus - Civilian	5010218001	24,103.00	0.00	24,103.00	24,103.00	0.00	0.00	0.00	24,103.00	0.00	0.00	0.00	0.00	0.00	0.00	0.00	0.00	0.00	0.00	0.00	24,103.00	0.00	0.00
Other Bonuses and Allowances	5010289000	(10,000.00)	0.00	(10,000.00)	(10,000.00)	0.00	0.00	0.00	(10,000.00)	0.00	0.00	0.00	0.00	0.00	0.00	0.00	0.00	0.00	0.00	0.00	(10,000.00)	0.00	0.00
Productivity Enhancement Incentive - Civilian	5010289012	(10,000.00)	0.00	(10,000.00)	(10,000.00)	0.00	0.00	0.00	(10,000.00)	0.00	0.00	0.00	0.00	0.00	0.00	0.00	0.00	0.00	0.00	0.00	(10,000.00)	0.00	0.00

Department: Department of National Defense (DND)
 Agency/Entity: National Defense College of the Philippines
 Operating Unit: < not applicable >
 Organization Code (UACS): 17 003 000000
 Fund Cluster: 01 Regular Agency Fund

	Current Year Appropriations
	Supplemental Appropriations
X	Continuing Appropriations

(e.g. UACS Fund Cluster: 01-Regular Agency Fund, 02-Foreign Assisted Projects Fund, 03-Special Account-Locally Funded/Domestic Grants Fund, and 04-Special Account-Foreign Assisted/Foreign Grants Fund)

Particulars	UACS CODE	Appropriations			Allotments			Obligations					Disbursements					Balances							
		Authorized Appropriations	Adjustments (Transfer To/From, Modifications/Augmentations)	Adjusted Appropriations	Allotments Received	Adjustments (Reductions, Modifications/Augmentations)	Transfer To	Transfer From	Adjusted Allotments	1st Quarter Ending March 31	2nd Quarter Ending June 30	3rd Quarter Ending Sept. 30	4th Quarter Ending Dec. 31	TOTAL	1st Quarter Ending March 31	2nd Quarter Ending June 30	3rd Quarter Ending Sept. 30	4th Quarter Ending Dec. 31	TOTAL	Unreleased Appropriations	Unobligated Allotments	Unpaid Obligations (15-20)=[23+24]			
																						10=[(6+(-7)-8+9)]	11	12	13
Personnel Benefit Contributions	5010300000	(41,254.53)	0.00	(41,254.53)	(41,254.53)	0.00	0.00	0.00	(41,254.53)	0.00	100.00	0.00	0.00	100.00	0.00	100.00	0.00	0.00	100.00	0.00	0.00	(41,364.53)	0.00	0.00	0.00
Retirement and Life Insurance Premiums	5010301000	18,208.31	0.00	18,208.31	18,208.31	0.00	0.00	0.00	18,208.31	0.00	0.00	0.00	0.00	0.00	0.00	0.00	0.00	0.00	0.00	0.00	0.00	18,208.31	0.00	0.00	0.00
Pay-IBIG Contributions	5010302000	(1,500.00)	0.00	(1,500.00)	(1,500.00)	0.00	0.00	0.00	(1,500.00)	0.00	0.00	0.00	0.00	0.00	0.00	0.00	0.00	0.00	0.00	0.00	0.00	(1,500.00)	0.00	0.00	0.00
Pay-IBIG - Civilian	5010302001	(1,500.00)	0.00	(1,500.00)	(1,500.00)	0.00	0.00	0.00	(1,500.00)	0.00	0.00	0.00	0.00	0.00	0.00	0.00	0.00	0.00	0.00	0.00	0.00	(1,500.00)	0.00	0.00	0.00
PhilHealth Contributions	5010303000	(58,882.84)	0.00	(58,882.84)	(58,882.84)	0.00	0.00	0.00	(58,882.84)	0.00	0.00	0.00	0.00	0.00	0.00	0.00	0.00	0.00	0.00	0.00	0.00	(58,882.84)	0.00	0.00	0.00
PhilHealth - Civilian	5010303001	(58,882.84)	0.00	(58,882.84)	(58,882.84)	0.00	0.00	0.00	(58,882.84)	0.00	0.00	0.00	0.00	0.00	0.00	0.00	0.00	0.00	0.00	0.00	0.00	(58,882.84)	0.00	0.00	0.00
Employees Compensation Insurance Premiums (ECIP)	5010304000	(1,000.00)	0.00	(1,000.00)	(1,000.00)	0.00	0.00	0.00	(1,000.00)	0.00	100.00	0.00	0.00	100.00	0.00	100.00	0.00	0.00	100.00	0.00	0.00	(1,100.00)	0.00	0.00	0.00
ECIP - Civilian	5010304001	(1,000.00)	0.00	(1,000.00)	(1,000.00)	0.00	0.00	0.00	(1,000.00)	0.00	100.00	0.00	0.00	100.00	0.00	100.00	0.00	0.00	100.00	0.00	0.00	(1,100.00)	0.00	0.00	0.00
Other Personnel Benefits	5010400000	(39,830.14)	0.00	(39,830.14)	(39,830.14)	0.00	0.00	0.00	(39,830.14)	89,520.35	0.00	0.00	0.00	89,520.35	89,520.35	0.00	0.00	0.00	89,520.35	0.00	0.00	(129,350.49)	0.00	0.00	0.00
Terminal Leave Benefits	5010403000	784,000.00	0.00	784,000.00	784,000.00	0.00	0.00	0.00	784,000.00	0.00	0.00	0.00	0.00	0.00	0.00	0.00	0.00	0.00	0.00	0.00	784,000.00	0.00	0.00	0.00	0.00
Terminal Leave Benefits - Civilian	5010403001	784,000.00	0.00	784,000.00	784,000.00	0.00	0.00	0.00	784,000.00	0.00	0.00	0.00	0.00	0.00	0.00	0.00	0.00	0.00	0.00	0.00	784,000.00	0.00	0.00	0.00	0.00
Other Personnel Benefits	5010409000	(823,830.14)	0.00	(823,830.14)	(823,830.14)	0.00	0.00	0.00	(823,830.14)	89,520.35	0.00	0.00	0.00	89,520.35	89,520.35	0.00	0.00	0.00	89,520.35	0.00	0.00	(913,350.49)	0.00	0.00	0.00
Lump-sum for Step Increments - Length of Service	5010499010	52,924.84	0.00	52,924.84	52,924.84	0.00	0.00	0.00	52,924.84	0.00	0.00	0.00	0.00	0.00	0.00	0.00	0.00	0.00	0.00	0.00	52,924.84	0.00	0.00	0.00	0.00
Other Personnel Benefits	5010499009	(878,754.98)	0.00	(878,754.98)	(878,754.98)	0.00	0.00	0.00	(878,754.98)	89,520.35	0.00	0.00	0.00	89,520.35	89,520.35	0.00	0.00	0.00	89,520.35	0.00	0.00	(968,275.33)	0.00	0.00	0.00
Maintenance and Other Operating Expenses		9,441,818.34	0.00	9,441,818.34	9,441,818.34	0.00	0.00	0.00	9,441,818.34	1,318,480.33	1,907,957.62	0.00	0.00	3,226,437.95	1,003,078.38	1,421,884.23	0.00	0.00	2,424,960.61	0.00	0.00	8,215,178.39	0.00	0.00	801,477.34
Traveling Expenses	5020100000	35,914.72	0.00	35,914.72	35,914.72	0.00	0.00	0.00	35,914.72	7,100.00	0.00	0.00	0.00	7,100.00	7,100.00	0.00	0.00	0.00	7,100.00	0.00	0.00	28,814.72	0.00	0.00	0.00
Traveling Expenses - Local	5020101000	35,293.72	0.00	35,293.72	35,293.72	0.00	0.00	0.00	35,293.72	7,100.00	0.00	0.00	0.00	7,100.00	7,100.00	0.00	0.00	0.00	7,100.00	0.00	0.00	28,193.72	0.00	0.00	0.00
Traveling Expenses - Foreign	5020102000	821.00	0.00	821.00	821.00	0.00	0.00	0.00	821.00	0.00	0.00	0.00	0.00	0.00	0.00	0.00	0.00	0.00	0.00	0.00	821.00	0.00	0.00	0.00	0.00
Training and Scholarship Expenses	5020200000	1,398,500.72	0.00	1,398,500.72	1,398,500.72	0.00	0.00	0.00	1,398,500.72	0.00	0.00	0.00	0.00	0.00	0.00	0.00	0.00	0.00	0.00	0.00	0.00	1,398,500.72	0.00	0.00	0.00
Training Expenses	5020201000	1,398,500.72	0.00	1,398,500.72	1,398,500.72	0.00	0.00	0.00	1,398,500.72	0.00	0.00	0.00	0.00	0.00	0.00	0.00	0.00	0.00	0.00	0.00	0.00	1,398,500.72	0.00	0.00	0.00
Training Expenses	5020201002	1,398,500.72	0.00	1,398,500.72	1,398,500.72	0.00	0.00	0.00	1,398,500.72	0.00	0.00	0.00	0.00	0.00	0.00	0.00	0.00	0.00	0.00	0.00	0.00	1,398,500.72	0.00	0.00	0.00
Supplies and Materials Expenses	5020300000	1,374,298.82	0.00	1,374,298.82	1,374,298.82	0.00	0.00	0.00	1,374,298.82	174,818.29	295,780.30	0.00	0.00	470,598.59	189,728.34	288,908.61	0.00	0.00	456,636.25	0.00	0.00	903,898.33	0.00	0.00	13,782.34
Office Supplies Expenses	5020301000	1,095,004.34	0.00	1,095,004.34	1,095,004.34	0.00	0.00	0.00	1,095,004.34	0.00	0.00	0.00	0.00	0.00	0.00	0.00	0.00	0.00	0.00	0.00	0.00	1,095,004.34	0.00	0.00	0.00
Office Supplies Expenses	5020301002	1,095,004.34	0.00	1,095,004.34	1,095,004.34	0.00	0.00	0.00	1,095,004.34	0.00	0.00	0.00	0.00	0.00	0.00	0.00	0.00	0.00	0.00	0.00	0.00	1,095,004.34	0.00	0.00	0.00
Drugs and Medicines Expenses	5020307000	32,775.00	0.00	32,775.00	32,775.00	0.00	0.00	0.00	32,775.00	113,484.00	166,703.00	0.00	0.00	280,187.00	110,078.48	181,701.02	0.00	0.00	271,781.40	0.00	0.00	(247,412.00)	0.00	0.00	8,405.60
Fuel, Oil and Lubricants Expenses	5020309000	98,895.33	0.00	98,895.33	98,895.33	0.00	0.00	0.00	98,895.33	0.00	0.00	0.00	0.00	0.00	0.00	0.00	0.00	0.00	0.00	0.00	0.00	98,895.33	0.00	0.00	0.00
Textbooks and Instructional Materials Expenses	5020311000	448,530.80	0.00	448,530.80	448,530.80	0.00	0.00	0.00	448,530.80	0.00	0.00	0.00	0.00	0.00	0.00	0.00	0.00	0.00	0.00	0.00	0.00	448,530.80	0.00	0.00	0.00
Textbooks and Instructional Materials Expenses	5020311001	448,530.80	0.00	448,530.80	448,530.80	0.00	0.00	0.00	448,530.80	0.00	0.00	0.00	0.00	0.00	0.00	0.00	0.00	0.00	0.00	0.00	0.00	448,530.80	0.00	0.00	0.00
Semi-Expendable Machinery and Equipment Expenses	5020321000	0.00	0.00	0.00	0.00	0.00	0.00	0.00	0.00	0.00	0.00	0.00	0.00	0.00	0.00	0.00	0.00	0.00	0.00	0.00	0.00	0.00	0.00	0.00	0.00
Semi-Expendable Machinery and Equipment Expenses	5020321000	0.00	0.00	0.00	0.00	0.00	0.00	0.00	0.00	0.00	0.00	0.00	0.00	0.00	0.00	0.00	0.00	0.00	0.00	0.00	0.00	0.00	0.00	0.00	0.00
Other Supplies and Materials Expenses	5020399000	(298,708.55)	0.00	(298,708.55)	(298,708.55)	0.00	0.00	0.00	(298,708.55)	81,134.29	128,077.30	0.00	0.00	190,211.59	59,849.88	128,204.89	0.00	0.00	184,854.85	0.00	0.00	(488,920.14)	0.00	0.00	5,358.74

Department: Department of National Defense (DND)
 Agency/Entity: National Defense College of the Philippines
 Operating Unit: < not applicable >
 Organization Code (UACS): 17 003 0000000
 Fund Cluster: 01 Regular Agency Fund

	Current Year Appropriations
	Supplemental Appropriations
X	Continuing Appropriations

(e.g. UACS Fund Cluster: 01-Regular Agency Fund, 02-Foreign Assisted Projects Fund, 03-Special Account-Locally Funded/Domestic Grants Fund, and 04-Special Account-Foreign Assisted/Foreign Grants Fund)

Particulars	UACS CODE	Appropriations			Allotments			Obligations					Disbursements				Balances							
		Authorized Appropriations	Adjustments (Transfer To/From, Modifications/Augmentations)	Adjusted Appropriations	Allotments Received	Adjustments (Reductions, Modifications/Augmentations)	Transfer To	Transfer From	Adjusted Allotments	1st Quarter Ending March 31	2nd Quarter Ending June 30	3rd Quarter Ending Sept. 30	4th Quarter Ending Dec. 31	TOTAL	1st Quarter Ending March 31	2nd Quarter Ending June 30	3rd Quarter Ending Sept. 30	4th Quarter Ending Dec. 31	TOTAL	Unreleased Appropriations	Unobligated Allotments	Unpaid Obligations (15-20)=(23+24)		
		3	4	5=(3+4)	6	7	8	9	10=[(8+(-7)-9)]	11	12	13	14	15=(11+12+13+14)	16	17	18	19	20=(16+17+18+19)	21=(5-10)	22=(10-15)	23	24	
Bility Expenses	6020400000	38,401.50	0.00	38,401.50	38,401.50	0.00	0.00	0.00	38,401.50	0.00	0.00	0.00	0.00	0.00	0.00	0.00	0.00	0.00	0.00	0.00	0.00	38,401.50	0.00	0.00
Victor Expenses	6020401000	16,185.50	0.00	16,185.50	16,185.50	0.00	0.00	0.00	16,185.50	0.00	0.00	0.00	0.00	0.00	0.00	0.00	0.00	0.00	0.00	0.00	0.00	16,185.50	0.00	0.00
Electricity Expenses	6020402000	23,238.00	0.00	23,238.00	23,238.00	0.00	0.00	0.00	23,238.00	0.00	0.00	0.00	0.00	0.00	0.00	0.00	0.00	0.00	0.00	0.00	0.00	23,238.00	0.00	0.00
Communication Expenses	6020500000	273,874.32	0.00	273,874.32	273,874.32	0.00	0.00	0.00	273,874.32	9,871.05	0.00	0.00	0.00	9,871.05	9,871.05	0.00	0.00	0.00	9,871.05	0.00	0.00	284,003.27	0.00	0.00
Postage and Courier Services	6020501000	11,774.25	0.00	11,774.25	11,774.25	0.00	0.00	0.00	11,774.25	0.00	0.00	0.00	0.00	0.00	0.00	0.00	0.00	0.00	0.00	0.00	0.00	11,774.25	0.00	0.00
Telephone Expenses	6020502000	88,898.42	0.00	88,898.42	88,898.42	0.00	0.00	0.00	88,898.42	9,871.05	0.00	0.00	0.00	9,871.05	9,871.05	0.00	0.00	0.00	9,871.05	0.00	0.00	58,827.37	0.00	0.00
Cable	6020502001	12,551.72	0.00	12,551.72	12,551.72	0.00	0.00	0.00	12,551.72	0.00	0.00	0.00	0.00	0.00	0.00	0.00	0.00	0.00	0.00	0.00	0.00	12,551.72	0.00	0.00
Landline	6020502002	54,148.70	0.00	54,148.70	54,148.70	0.00	0.00	0.00	54,148.70	8,871.05	0.00	0.00	0.00	8,871.05	8,871.05	0.00	0.00	0.00	8,871.05	0.00	0.00	44,275.65	0.00	0.00
Internet Subscription Expenses	6020503000	133,247.77	0.00	133,247.77	133,247.77	0.00	0.00	0.00	133,247.77	0.00	0.00	0.00	0.00	0.00	0.00	0.00	0.00	0.00	0.00	0.00	0.00	133,247.77	0.00	0.00
Cable, Satellite, Telegraph and Radio Expenses	6020504000	82,153.88	0.00	82,153.88	82,153.88	0.00	0.00	0.00	82,153.88	0.00	0.00	0.00	0.00	0.00	0.00	0.00	0.00	0.00	0.00	0.00	0.00	82,153.88	0.00	0.00
Confidential, Intelligence and Extraordinary Expenses	6021000000	(1,800.00)	0.00	(1,800.00)	(1,800.00)	0.00	0.00	0.00	(1,800.00)	0.00	0.00	0.00	0.00	0.00	0.00	0.00	0.00	0.00	0.00	0.00	0.00	(1,800.00)	0.00	0.00
Extraordinary and Miscellaneous Expenses	6021003000	(1,800.00)	0.00	(1,800.00)	(1,800.00)	0.00	0.00	0.00	(1,800.00)	0.00	0.00	0.00	0.00	0.00	0.00	0.00	0.00	0.00	0.00	0.00	0.00	(1,800.00)	0.00	0.00
Professional Services	6021100000	1,380,285.27	0.00	1,380,285.27	1,380,285.27	0.00	0.00	0.00	1,380,285.27	113,197.23	559,327.85	0.00	0.00	872,525.08	74,197.23	341,827.85	0.00	0.00	418,025.08	0.00	0.00	897,740.16	0.00	258,600.00
Printing Services	6021102000	27,000.00	0.00	27,000.00	27,000.00	0.00	0.00	0.00	27,000.00	0.00	0.00	0.00	0.00	0.00	0.00	0.00	0.00	0.00	0.00	0.00	0.00	27,000.00	0.00	0.00
Consultancy Services	6021103000	1,320,488.88	0.00	1,320,488.88	1,320,488.88	0.00	0.00	0.00	1,320,488.88	0.00	0.00	0.00	0.00	0.00	0.00	0.00	0.00	0.00	0.00	0.00	0.00	1,320,488.88	0.00	0.00
Other Professional Services	6021199000	12,798.41	0.00	12,798.41	12,798.41	0.00	0.00	0.00	12,798.41	113,197.23	559,327.85	0.00	0.00	872,525.08	74,197.23	341,827.85	0.00	0.00	418,025.08	0.00	0.00	(858,728.67)	0.00	258,600.00
General Services	6021200000	204,413.89	0.00	204,413.89	204,413.89	0.00	0.00	0.00	204,413.89	343,991.75	580,349.47	0.00	0.00	904,341.22	343,991.75	580,349.47	0.00	0.00	904,341.22	0.00	0.00	(898,927.33)	0.00	0.00
Environment/Sanitary Services	6021201000	30,759.88	0.00	30,759.88	30,759.88	0.00	0.00	0.00	30,759.88	0.00	0.00	0.00	0.00	0.00	0.00	0.00	0.00	0.00	0.00	0.00	0.00	30,759.88	0.00	0.00
Sanitorial Services	6021202000	43,198.84	0.00	43,198.84	43,198.84	0.00	0.00	0.00	43,198.84	225,450.21	0.00	0.00	0.00	225,450.21	225,450.21	0.00	0.00	0.00	225,450.21	0.00	0.00	(182,251.37)	0.00	0.00
Security Services	6021203000	38,525.81	0.00	38,525.81	38,525.81	0.00	0.00	0.00	38,525.81	0.00	258,828.42	0.00	0.00	258,828.42	0.00	258,828.42	0.00	0.00	258,828.42	0.00	0.00	(220,300.61)	0.00	0.00
Other General Services	6021299000	91,928.28	0.00	91,928.28	91,928.28	0.00	0.00	0.00	91,928.28	118,541.54	301,523.05	0.00	0.00	420,064.59	118,541.54	301,523.05	0.00	0.00	420,064.59	0.00	0.00	(328,135.31)	0.00	0.00
Repairs and Maintenance	6021300000	18,208.83	0.00	18,208.83	18,208.83	0.00	0.00	0.00	18,208.83	258,515.00	492,500.00	0.00	0.00	749,015.00	0.00	232,800.00	0.00	0.00	232,800.00	0.00	0.00	(730,808.37)	0.00	518,215.00
Repairs and Maintenance - Buildings and Other Structures	6021304000	(135,738.33)	0.00	(135,738.33)	(135,738.33)	0.00	0.00	0.00	(135,738.33)	0.00	0.00	0.00	0.00	0.00	0.00	0.00	0.00	0.00	0.00	0.00	0.00	(135,738.33)	0.00	0.00
Repairs and Maintenance - Machinery and Equipment	6021305000	171,374.98	0.00	171,374.98	171,374.98	0.00	0.00	0.00	171,374.98	0.00	240,000.00	0.00	0.00	240,000.00	0.00	232,800.00	0.00	0.00	232,800.00	0.00	0.00	(88,825.04)	0.00	7,200.00
Information and Communication Technology Equipment	6021305003	182,874.98	0.00	182,874.98	182,874.98	0.00	0.00	0.00	182,874.98	0.00	0.00	0.00	0.00	0.00	0.00	0.00	0.00	0.00	0.00	0.00	0.00	182,874.98	0.00	0.00
Other Machinery and Equipment	6021305099	(11,500.00)	0.00	(11,500.00)	(11,500.00)	0.00	0.00	0.00	(11,500.00)	0.00	240,000.00	0.00	0.00	240,000.00	0.00	232,800.00	0.00	0.00	232,800.00	0.00	0.00	(251,500.00)	0.00	7,200.00
Repairs and Maintenance - Transportation Equipment	6021308000	(5,777.00)	0.00	(5,777.00)	(5,777.00)	0.00	0.00	0.00	(5,777.00)	0.00	252,500.00	0.00	0.00	252,500.00	0.00	0.00	0.00	0.00	0.00	0.00	0.00	(258,277.00)	0.00	252,500.00
Motor Vehicles	6021308001	(5,777.00)	0.00	(5,777.00)	(5,777.00)	0.00	0.00	0.00	(5,777.00)	0.00	252,500.00	0.00	0.00	252,500.00	0.00	0.00	0.00	0.00	0.00	0.00	0.00	(258,277.00)	0.00	252,500.00


This report was generated using the Unified Reporting System on null version.FAR1a.1.1 ; Status : SUBMITTED


Department: Department of National Defense (DND)
 Agency/Entity: National Defense College of the Philippines
 Operating Unit: < not applicable >
 Organization Code (UACS): 17 003 000000
 Fund Cluster: 01 Regular Agency Fund
 (e.g. UACS Fund Cluster: 01-Regular Agency Fund, 02-Foreign Assisted Projects Fund, 03-Special Account-Locally Funded/Domestic Grants Fund, and 04-Special Account-Foreign Assisted/Foreign Grants Fund)


	Current Year Appropriations
	Supplemental Appropriations
X	Continuing Appropriations

Particulars	UACS CODE	Appropriations			Allotments					Obligations					Disbursements					Balances					
		Authorized Appropriations	Adjustments (Transfer To/From, Modifications/Augmentations)	Adjusted Appropriations	Allotments Received	Adjustments (Reductions, Modifications/Augmentations)	Transfer To	Transfer From	Adjusted Allotments	1st Quarter Ending March 31	2nd Quarter Ending June 30	3rd Quarter Ending Sept. 30	4th Quarter Ending Dec. 31	TOTAL	1st Quarter Ending March 31	2nd Quarter Ending June 30	3rd Quarter Ending Sept. 30	4th Quarter Ending Dec. 31	TOTAL	Unreleased Appropriations	Unobligated Allotments	Unpaid Obligations (15-20)=(23+24)			
																						Due and Demandable	Not Yet Due and Demandable		
1	2	3	4	5=(3+4)	6	7	8	9	10=[(6+(-)7)+8+9]	11	12	13	14	15=(11+12+13+14)	16	17	18	19	20=(16+17+18+19)	21=(5-10)	22=(10-15)	23	24		
Repairs and Maintenance - Furniture and Fixtures	5021307000	2,100.00	0.00	2,100.00	2,100.00	0.00	0.00	0.00	2,100.00	258,516.00	0.00	0.00	0.00	258,516.00	0.00	0.00	0.00	0.00	0.00	0.00	0.00	0.00	(254,416.00)	0.00	258,516.00
Repairs and Maintenance - Semi-Expendable Machinery	5021321000	(13,753.00)	0.00	(13,753.00)	(13,753.00)	0.00	0.00	0.00	(13,753.00)	0.00	0.00	0.00	0.00	0.00	0.00	0.00	0.00	0.00	0.00	0.00	0.00	0.00	(13,753.00)	0.00	0.00
Office Equipment	5021321002	(13,753.00)	0.00	(13,753.00)	(13,753.00)	0.00	0.00	0.00	(13,753.00)	0.00	0.00	0.00	0.00	0.00	0.00	0.00	0.00	0.00	0.00	0.00	0.00	0.00	(13,753.00)	0.00	0.00
Insurances, Premiums and Other Fees	5021500000	275,181.78	0.00	275,181.78	275,181.78	0.00	0.00	0.00	275,181.78	0.00	0.00	0.00	0.00	0.00	0.00	0.00	0.00	0.00	0.00	0.00	0.00	0.00	275,181.78	0.00	0.00
Taxes, Duties and Licenses	5021601000	25,112.82	0.00	25,112.82	25,112.82	0.00	0.00	0.00	25,112.82	0.00	0.00	0.00	0.00	0.00	0.00	0.00	0.00	0.00	0.00	0.00	0.00	0.00	25,112.82	0.00	0.00
Taxes, Duties and Licenses	5021601001	25,112.82	0.00	25,112.82	25,112.82	0.00	0.00	0.00	25,112.82	0.00	0.00	0.00	0.00	0.00	0.00	0.00	0.00	0.00	0.00	0.00	0.00	0.00	25,112.82	0.00	0.00
Identity Bond Premiums	5021502000	75,801.00	0.00	75,801.00	75,801.00	0.00	0.00	0.00	75,801.00	0.00	0.00	0.00	0.00	0.00	0.00	0.00	0.00	0.00	0.00	0.00	0.00	0.00	75,801.00	0.00	0.00
Insurance Expenses	5021503000	174,287.98	0.00	174,287.98	174,287.98	0.00	0.00	0.00	174,287.98	0.00	0.00	0.00	0.00	0.00	0.00	0.00	0.00	0.00	0.00	0.00	0.00	0.00	174,287.98	0.00	0.00
Other Maintenance and Operating Expenses	5029900000	4,484,358.59	0.00	4,484,358.59	4,484,358.59	0.00	0.00	0.00	4,484,358.59	413,187.01	0.00	0.00	0.00	413,187.01	398,187.01	0.00	0.00	0.00	0.00	398,187.01	0.00	4,051,171.58	0.00	15,000.00	
Printing and Publication Expenses	5029902000	207,095.00	0.00	207,095.00	207,095.00	0.00	0.00	0.00	207,095.00	150,000.00	0.00	0.00	0.00	150,000.00	135,000.00	0.00	0.00	0.00	0.00	135,000.00	0.00	57,095.00	0.00	18,000.00	
Representation Expenses	5029903000	438,828.05	0.00	438,828.05	438,828.05	0.00	0.00	0.00	438,828.05	85,778.24	0.00	0.00	0.00	85,778.24	85,778.24	0.00	0.00	0.00	0.00	85,778.24	0.00	352,851.81	0.00	0.00	
Rent/Lease Expenses	5029905000	449,200.54	0.00	449,200.54	449,200.54	0.00	0.00	0.00	449,200.54	177,410.77	0.00	0.00	0.00	177,410.77	177,410.77	0.00	0.00	0.00	0.00	177,410.77	0.00	271,789.77	0.00	0.00	
Rents - Motor Vehicles	5029905003	184,888.25	0.00	184,888.25	184,888.25	0.00	0.00	0.00	184,888.25	0.00	0.00	0.00	0.00	0.00	0.00	0.00	0.00	0.00	0.00	0.00	0.00	184,888.25	0.00	0.00	
Rents - Equipment	5029905004	284,312.29	0.00	284,312.29	284,312.29	0.00	0.00	0.00	284,312.29	177,410.77	0.00	0.00	0.00	177,410.77	177,410.77	0.00	0.00	0.00	0.00	177,410.77	0.00	86,001.52	0.00	0.00	
Membership Dues and Contributions to Organizations	5029908000	4,600.00	0.00	4,600.00	4,600.00	0.00	0.00	0.00	4,600.00	0.00	0.00	0.00	0.00	0.00	0.00	0.00	0.00	0.00	0.00	0.00	0.00	4,600.00	0.00	0.00	
Subscription Expenses	5029907000	3,381,278.00	0.00	3,381,278.00	3,381,278.00	0.00	0.00	0.00	3,381,278.00	0.00	0.00	0.00	0.00	0.00	0.00	0.00	0.00	0.00	0.00	0.00	0.00	3,381,278.00	0.00	0.00	
IT Software Subscription	5029907001	3,188,188.00	0.00	3,188,188.00	3,188,188.00	0.00	0.00	0.00	3,188,188.00	0.00	0.00	0.00	0.00	0.00	0.00	0.00	0.00	0.00	0.00	0.00	0.00	3,188,188.00	0.00	0.00	
Other Subscription Expenses	5029907099	215,090.00	0.00	215,090.00	215,090.00	0.00	0.00	0.00	215,090.00	0.00	0.00	0.00	0.00	0.00	0.00	0.00	0.00	0.00	0.00	0.00	0.00	215,090.00	0.00	0.00	
Other Maintenance and Operating Expenses	5029999000	(18,343.00)	0.00	(18,343.00)	(18,343.00)	0.00	0.00	0.00	(18,343.00)	0.00	0.00	0.00	0.00	0.00	0.00	0.00	0.00	0.00	0.00	0.00	0.00	(18,343.00)	0.00	0.00	
Other Maintenance and Operating Expenses	5029999099	(18,343.00)	0.00	(18,343.00)	(18,343.00)	0.00	0.00	0.00	(18,343.00)	0.00	0.00	0.00	0.00	0.00	0.00	0.00	0.00	0.00	0.00	0.00	0.00	(18,343.00)	0.00	0.00	
Capital Outlays		4,593,882.00	0.00	4,593,882.00	4,593,882.00	0.00	0.00	0.00	4,593,882.00	285,188.00	3,284,773.00	0.00	0.00	3,578,971.00	0.00	278,842.08	0.00	0.00	0.00	278,842.08	0.00	1,013,811.00	0.00	3,303,328.04	
Property, Plant and Equipment Outlay	5080400000	4,084,882.00	0.00	4,084,882.00	4,084,882.00	0.00	0.00	0.00	4,084,882.00	0.00	3,284,773.00	0.00	0.00	3,284,773.00	0.00	0.00	0.00	0.00	0.00	0.00	0.00	780,109.00	0.00	3,284,773.00	
Machinery and Equipment Outlay	5080405000	4,070,882.00	0.00	4,070,882.00	4,070,882.00	0.00	0.00	0.00	4,070,882.00	0.00	3,284,773.00	0.00	0.00	3,284,773.00	0.00	0.00	0.00	0.00	0.00	0.00	0.00	776,109.00	0.00	3,284,773.00	
Machinery	5080405001	0.00	0.00	0.00	0.00	0.00	0.00	0.00	0.00	0.00	0.00	0.00	0.00	0.00	0.00	0.00	0.00	0.00	0.00	0.00	0.00	0.00	0.00	0.00	
Information and Communication Technology Equipment	5080405003	4,070,882.00	0.00	4,070,882.00	4,070,882.00	0.00	0.00	0.00	4,070,882.00	0.00	3,284,773.00	0.00	0.00	3,284,773.00	0.00	0.00	0.00	0.00	0.00	0.00	0.00	776,109.00	0.00	3,284,773.00	
Other Machinery and Equipment	5080405099	0.00	0.00	0.00	0.00	0.00	0.00	0.00	0.00	0.00	0.00	0.00	0.00	0.00	0.00	0.00	0.00	0.00	0.00	0.00	0.00	0.00	0.00	0.00	
Furniture, Fixtures and Books Outlay	5080407000	14,000.00	0.00	14,000.00	14,000.00	0.00	0.00	0.00	14,000.00	0.00	0.00	0.00	0.00	0.00	0.00	0.00	0.00	0.00	0.00	0.00	0.00	14,000.00	0.00	0.00	
Furniture and Fixtures	5080407001	14,000.00	0.00	14,000.00	14,000.00	0.00	0.00	0.00	14,000.00	0.00	0.00	0.00	0.00	0.00	0.00	0.00	0.00	0.00	0.00	0.00	0.00	14,000.00	0.00	0.00	
Intangible Assets Outlay	5080800000	509,000.00	0.00	509,000.00	509,000.00	0.00	0.00	0.00	509,000.00	285,188.00	2.00	0.00	0.00	285,188.00	0.00	278,842.08	0.00	0.00	0.00	278,842.08	0.00	223,802.00	0.00	8,555.84	
Computer Software	5080802000	509,000.00	0.00	509,000.00	509,000.00	0.00	0.00	0.00	509,000.00	285,188.00	2.00	0.00	0.00	285,188.00	0.00	278,842.08	0.00	0.00	0.00	278,842.08	0.00	223,802.00	0.00	8,555.84	
GRAND TOTAL		18,178,843.31	0.00	18,178,843.31	18,178,843.31	0.00	0.00	0.00	18,178,843.31	1,880,147.31	5,424,832.82	0.00	0.00	7,384,979.83	1,155,503.50	2,124,870.15	0.00	0.00	0.00	3,280,173.85	0.00	10,701,883.38	0.00	4,104,808.29	

This report was generated using the Unified Reporting System on null version.FAR1a.1.1 ; Status : SUBMITTED

Certified Correct:

ASUNCION O MANGLICMOT, CPA
 Accountant II
 Head, Accounting Section
 Date: July 06, 2021

Recommending Approval:

LILIA DJ ACO
 Administrative Officer V
 Acting Chief, Financial and Management Division
 Date: July 06, 2021

Approved by:

ARCHIMEDES H VIAJE PHD, MNSA, CESE
 President
 Date: July 06, 2021