



MONTHLY REPORT OF DISBURSEMENTS
for the month of 31 November 2019

Department: Department of National Defense
Entity Name: National Defense College of the Philippines
Operating Unit: _____
Organization Code (UACS): 17 003 0000000 (B5305)
Funding Source Code (as clustered): 101101

PARTICULARS	CURRENT YEAR BUDGET					PRIOR YEAR'S BUDGET											SUB-TOTAL	TRUST LIABILITIES				GRAND TOTAL					Remarks	
	PS	MOOE	Fin. Exp	CO	TOTAL	PRIOR YEAR'S ACCOUNTS PAYABLE					CURRENT YEAR'S ACCOUNTS PAYABLE					TOTAL		PS	MOOE	CO	TOTAL	PS	MOOE	Fin. Exp	CO	TOTAL		
						PS	MOOE	Fin. Exp	CO	Sub-Total	PS	MOOE	Fin. Exp	CO	Sub-Total													TOTAL
	2	3	4	5	6=(2+3+4+5)	7	8	9	10	11=(7+8+9+10)	12	13	14	15	16=(12+13+14+15)	17=(11+16)	18=(6+17)	19	20	21	19+20	23	24	25	26	27=(23+24+25+26)	28	
CASH DISBURSEMENT																												
Notice of Cash Allocation																												
MDS Checks Issued	4,914,455.12	2,832,455.07	-	-	7,746,910.19	10,282.50	486,201.37	-	-	496,483.87	-	8,666.00	-	20,093.93	28,759.93	525,243.80	8,272,153.99	-	-	-	-	4,924,737.62	3,327,322.44	-	20,093.93	8,272,153.99		
Advice to Debit Account	-	-	-	-	-	-	-	-	-	-	-	-	-	-	-	-	-	-	-	-	-	-	-	-	-	-	-	
Notice of Transfer Allocations (NTA)	-	-	-	-	-	-	-	-	-	-	-	-	-	-	-	-	-	-	-	-	-	-	-	-	-	-	-	
MDS Checks Issued	-	-	-	-	-	-	-	-	-	-	-	-	-	-	-	-	-	-	-	-	-	-	-	-	-	-	-	
Advice to Debit Account	-	-	-	-	-	-	-	-	-	-	-	-	-	-	-	-	-	-	-	-	-	-	-	-	-	-	-	
Working Fund For FAPs	-	-	-	-	-	-	-	-	-	-	-	-	-	-	-	-	-	-	-	-	-	-	-	-	-	-	-	
Cash Disbursement Ceiling (CDC)	-	-	-	-	-	-	-	-	-	-	-	-	-	-	-	-	-	-	-	-	-	-	-	-	-	-	-	
TOTAL CASH DISBURSEMENT	4,914,455.12	2,832,455.07	-	-	7,746,910.19	10,282.50	486,201.37	-	-	496,483.87	-	8,666.00	-	20,093.93	28,759.93	525,243.80	8,272,153.99	-	-	-	-	4,924,737.62	3,327,322.44	-	20,093.93	8,272,153.99		
NON-CASH DISBURSEMENT																												
Tax Remittance Advices Issued (TRA)	398,229.50	39,873.40	-	-	438,102.90	-	47,278.13	-	-	47,278.13	-	-	-	-	-	47,278.13	485,381.03	-	-	-	-	398,229.50	87,151.53	-	-	485,381.03		
Non-Cash Availment Authority (NCAA)	-	-	-	-	-	-	-	-	-	-	-	-	-	-	-	-	-	-	-	-	-	-	-	-	-	-	-	
Disbursements effected through outright deductions fr claims (pls specify)	-	-	-	-	-	-	-	-	-	-	-	-	-	-	-	-	-	-	-	-	-	-	-	-	-	-	-	
Overpayment of expenses (e.g., personnel benefits)	-	-	-	-	-	-	-	-	-	-	-	-	-	-	-	-	-	-	-	-	-	-	-	-	-	-	-	
Restitution for loss of gov't property	-	-	-	-	-	-	-	-	-	-	-	-	-	-	-	-	-	-	-	-	-	-	-	-	-	-	-	
Liquidated damages & similar claims	-	-	-	-	-	-	-	-	-	-	-	-	-	-	-	-	-	-	-	-	-	-	-	-	-	-	-	
Others (TEF, BTr Documentary Stamp Tax, etc.)	-	-	-	-	-	-	-	-	-	-	-	-	-	-	-	-	-	-	-	-	-	-	-	-	-	-	-	
TOTAL NON-CASH DISBURSEMENT	398,229.50	39,873.40	-	-	438,102.90	-	47,278.13	-	-	47,278.13	-	-	-	-	-	47,278.13	485,381.03	-	-	-	-	398,229.50	87,151.53	-	-	485,381.03		
GRAND TOTAL	5,312,684.62	2,872,328.47	-	-	8,185,013.09	10,282.50	533,479.50	-	-	543,762.00	-	8,666.00	-	20,093.93	28,759.93	572,521.93	8,757,535.02	-	-	-	-	5,322,967.12	3,414,473.97	-	20,093.93	8,757,535.02		

SUMMARY:	Previous Report (Jan-Oct)			This month (Nov)			As of Date			Total Disbursements Program Less: * Actual Disbursements (Over)/Under spending	Previous Report (Jan-Oct)			This month (Nov)			As of Date												
Total Disbursement Authorities Received																													
NCA	144,892,851.00			37,631,500.00			182,524,351.00					144,892,851.00	37,631,500.00	182,524,351.00															
NTA	-			-			-					122,025,332.29	8,757,535.02	130,782,867.31															
Working Fund																													
TRA	4,163,081.42			485,381.03			4,648,462.45																						
CDC																													
NCAA																													
Less: Notice of Transfer Allocations (NTA)* issued																													
Total Disbursements Authorities Available	149,055,932.42			38,116,881.03			187,172,813.45																						
Less: Lapsed NCA																													
Disbursements *	122,025,332.29			8,757,535.02			130,712,928.38																						
Refund				69,938.93																									
Less: Other Non-Cash Disbursement																													
Disbursements effected through outright deductions																													
Restitution for loss og government property																													
Liquidated damages & similar claims																													
Balance of Disbursements Authorities as of to date	27,030,600.13			29,359,346.01			56,459,885.07																						

Notes: The use of NTA is discouraged
* Amounts should tally

Certified Correct:

ASUNCION C MANGIACMOT, CPA, MBA
Accountant III
Date: December 02, 2019

Recommending Approval:

MARLON O SISON, CPA
Chief Financial Management Division
Date: December 02, 2019

Approved By:

ARCELMEDE B VIAJE, PhD, NNSA
President, NDCP
Date: December 02, 2019

MONTHLY REPORT OF DISBURSEMENTS
For the month of November 2019


Department : Department of National Defense (DND)
Agency/Entity : National Defense College of the Philippines
Operating Unit : < not applicable >
Organization Code : 17 003 8000000
Fund Cluster : 81 Regular Agency Fund


Particulars	Current Year Budget					Prior Year's Budget					Current Year's Accounts Payable					TOTAL	SUB-TOTAL	Trust Liabilities				Grand Total					Remarks			
	PS	MOOE	FinEx	CO	TOTAL	PS	MOOE	FinEx	CO	Sub-Total	PS	MOOE	FinEx	CO	Sub-Total			PS	MOOE	CO	TOTAL	PS	MOOE	FinEx	CO	TOTAL				
	1	2	3	4	5	6=(2+3+4+5)	7	8	9	10	11=(7+8+9+10)	12	13	14	15			16=(12+13+14+15)	17=(11+16)	18=(8+17)	19	20	21	22=(19+20+21)	23	24		25	26	27=(23+24+25+26)
CASH DISBURSEMENTS	4,914,455.12	2,762,516.14	0.00	0.00	7,676,971.26	10,282.50	486,201.37	0.00	0.00	486,483.87	0.00	8,866.00	0.00	20,093.93	28,759.93	525,243.80	8,202,215.06	0.00	0.00	0.00	0.00	4,924,737.62	3,257,383.51	0.00	0.00	20,093.93	8,202,215.06			
Notice of Cash Allocation (NCA)	4,914,455.12	2,762,516.14	0.00	0.00	7,676,971.26	10,282.50	486,201.37	0.00	0.00	486,483.87	0.00	8,866.00	0.00	20,093.93	28,759.93	525,243.80	8,202,215.06	0.00	0.00	0.00	0.00	4,924,737.62	3,257,383.51	0.00	0.00	20,093.93	8,202,215.06			
MDS Checks Issued	4,914,455.12	2,762,516.14	0.00	0.00	7,676,971.26	10,282.50	486,201.37	0.00	0.00	486,483.87	0.00	8,866.00	0.00	20,093.93	28,759.93	525,243.80	8,202,215.06	0.00	0.00	0.00	0.00	4,924,737.62	3,257,383.51	0.00	0.00	20,093.93	8,202,215.06			
Advice to Debit Account	0.00	0.00	0.00	0.00	0.00	0.00	0.00	0.00	0.00	0.00	0.00	0.00	0.00	0.00	0.00	0.00	0.00	0.00	0.00	0.00	0.00	0.00	0.00	0.00	0.00	0.00	0.00	0.00		
Notice of Transfer Allocations (NTA)	0.00	0.00	0.00	0.00	0.00	0.00	0.00	0.00	0.00	0.00	0.00	0.00	0.00	0.00	0.00	0.00	0.00	0.00	0.00	0.00	0.00	0.00	0.00	0.00	0.00	0.00	0.00	0.00	0.00	
MDS Checks Issued	0.00	0.00	0.00	0.00	0.00	0.00	0.00	0.00	0.00	0.00	0.00	0.00	0.00	0.00	0.00	0.00	0.00	0.00	0.00	0.00	0.00	0.00	0.00	0.00	0.00	0.00	0.00	0.00	0.00	
Advice to Debit Account	0.00	0.00	0.00	0.00	0.00	0.00	0.00	0.00	0.00	0.00	0.00	0.00	0.00	0.00	0.00	0.00	0.00	0.00	0.00	0.00	0.00	0.00	0.00	0.00	0.00	0.00	0.00	0.00	0.00	
Working Fund for FAPs	0.00	0.00	0.00	0.00	0.00	0.00	0.00	0.00	0.00	0.00	0.00	0.00	0.00	0.00	0.00	0.00	0.00	0.00	0.00	0.00	0.00	0.00	0.00	0.00	0.00	0.00	0.00	0.00	0.00	
Cash Disbursement Calling (CDC)	0.00	0.00	0.00	0.00	0.00	0.00	0.00	0.00	0.00	0.00	0.00	0.00	0.00	0.00	0.00	0.00	0.00	0.00	0.00	0.00	0.00	0.00	0.00	0.00	0.00	0.00	0.00	0.00	0.00	
TOTAL CASH DISBURSEMENTS	4,914,455.12	2,762,516.14	0.00	0.00	7,676,971.26	10,282.50	486,201.37	0.00	0.00	486,483.87	0.00	8,866.00	0.00	20,093.93	28,759.93	525,243.80	8,202,215.06	0.00	0.00	0.00	0.00	4,924,737.62	3,257,383.51	0.00	0.00	20,093.93	8,202,215.06			
NON-CASH DISBURSEMENTS	368,229.50	39,873.40	0.00	0.00	408,102.90	438,102.90	0.00	0.00	47,278.13	0.00	0.00	0.00	0.00	0.00	0.00	47,278.13	485,381.03	0.00	0.00	0.00	0.00	368,229.50	87,151.53	0.00	0.00	0.00	455,381.03			
Transferance Advances Issued (TRA)	368,229.50	39,873.40	0.00	0.00	408,102.90	438,102.90	0.00	0.00	47,278.13	0.00	0.00	0.00	0.00	0.00	0.00	47,278.13	485,381.03	0.00	0.00	0.00	0.00	368,229.50	87,151.53	0.00	0.00	0.00	455,381.03			
Non-Cash Assessment Authority (NCAA)	0.00	0.00	0.00	0.00	0.00	0.00	0.00	0.00	0.00	0.00	0.00	0.00	0.00	0.00	0.00	0.00	0.00	0.00	0.00	0.00	0.00	0.00	0.00	0.00	0.00	0.00	0.00	0.00	0.00	
Disbursements effected through outright deductions from claims (overpayment, etc.)	0.00	0.00	0.00	0.00	0.00	0.00	0.00	0.00	0.00	0.00	0.00	0.00	0.00	0.00	0.00	0.00	0.00	0.00	0.00	0.00	0.00	0.00	0.00	0.00	0.00	0.00	0.00	0.00	0.00	
Development of Assets (DA)	0.00	0.00	0.00	0.00	0.00	0.00	0.00	0.00	0.00	0.00	0.00	0.00	0.00	0.00	0.00	0.00	0.00	0.00	0.00	0.00	0.00	0.00	0.00	0.00	0.00	0.00	0.00	0.00	0.00	
Overpayment of expenses (e.g. personnel benefits)	0.00	0.00	0.00	0.00	0.00	0.00	0.00	0.00	0.00	0.00	0.00	0.00	0.00	0.00	0.00	0.00	0.00	0.00	0.00	0.00	0.00	0.00	0.00	0.00	0.00	0.00	0.00	0.00	0.00	
Restitution for loss of government property	0.00	0.00	0.00	0.00	0.00	0.00	0.00	0.00	0.00	0.00	0.00	0.00	0.00	0.00	0.00	0.00	0.00	0.00	0.00	0.00	0.00	0.00	0.00	0.00	0.00	0.00	0.00	0.00	0.00	
Liquidated damages and similar claims	0.00	0.00	0.00	0.00	0.00	0.00	0.00	0.00	0.00	0.00	0.00	0.00	0.00	0.00	0.00	0.00	0.00	0.00	0.00	0.00	0.00	0.00	0.00	0.00	0.00	0.00	0.00	0.00	0.00	
Others (e.g. TEF, BTR, Docs Stamp, etc.)	0.00	0.00	0.00	0.00	0.00	0.00	0.00	0.00	0.00	0.00	0.00	0.00	0.00	0.00	0.00	0.00	0.00	0.00	0.00	0.00	0.00	0.00	0.00	0.00	0.00	0.00	0.00	0.00	0.00	
Adjustment (e.g. cancelled/staled checks)	0.00	0.00	0.00	0.00	0.00	0.00	0.00	0.00	0.00	0.00	0.00	0.00	0.00	0.00	0.00	0.00	0.00	0.00	0.00	0.00	0.00	0.00	0.00	0.00	0.00	0.00	0.00	0.00	0.00	
Balance of Disbursement Authorities as at date	27,030,600.13	29,429,284.94	0.00	0.00	56,459,885.07	0.00	0.00	0.00	0.00	0.00	0.00	0.00	0.00	0.00	0.00	0.00	0.00	0.00	0.00	0.00	0.00	0.00	0.00	0.00	0.00	0.00	0.00	0.00	0.00	
Total Disbursements Program	144,892,851.00	37,631,500.00	0.00	0.00	182,524,351.00	0.00	0.00	0.00	0.00	0.00	0.00	0.00	0.00	0.00	0.00	0.00	0.00	0.00	0.00	0.00	0.00	0.00	0.00	0.00	0.00	0.00	0.00	0.00	0.00	
Less: Actual Disbursements	122,025,332.29	8,667,596.09	0.00	0.00	130,712,928.38	0.00	0.00	0.00	0.00	0.00	0.00	0.00	0.00	0.00	0.00	0.00	0.00	0.00	0.00	0.00	0.00	0.00	0.00	0.00	0.00	0.00	0.00	0.00	0.00	
Over/Under spending	22,867,518.71	28,963,903.91	0.00	0.00	51,831,422.62	0.00	0.00	0.00	0.00	0.00	0.00	0.00	0.00	0.00	0.00	0.00	0.00	0.00	0.00	0.00	0.00	0.00	0.00	0.00	0.00	0.00	0.00	0.00	0.00	


SUMMARY

Particulars	Previous Report (2)	This Month (3)	As at Date (4)
Total Disbursement Authorities Received	149,055,932.42	38,116,861.03	187,172,813.45
NCA	144,892,851.00	37,631,500.00	182,524,351.00
NTA	0.00	0.00	0.00
Working Fund	0.00	0.00	0.00
TRA	4,163,081.42	485,361.03	4,648,442.45
CDC	0.00	0.00	0.00
NCAA	0.00	0.00	0.00
Less: Notice of Transfer of Allocations (NTA) issued	0.00	0.00	0.00
Total Disbursement Authorities Available	149,055,932.42	38,116,861.03	187,172,813.45
Less:	0.00	0.00	0.00
Lapsed NCA	0.00	0.00	0.00
Disbursements	122,025,332.29	8,667,596.09	130,712,928.38
Less: Other Non-Cash Disbursements	0.00	0.00	0.00
Disbursements effected through outright deductions from claims	0.00	0.00	0.00
Overpayment of expenses (e.g. personnel benefits)	0.00	0.00	0.00
Restitution for loss of government property	0.00	0.00	0.00
Liquidated damages and similar claims	0.00	0.00	0.00
Others (e.g. TEF, BTR, Docs Stamp, etc.)	0.00	0.00	0.00
Adjustment (e.g. cancelled/staled checks)	0.00	0.00	0.00
Balance of Disbursement Authorities as at date	27,030,600.13	29,429,284.94	56,459,885.07
Total Disbursements Program	144,892,851.00	37,631,500.00	182,524,351.00
Less: Actual Disbursements	122,025,332.29	8,667,596.09	130,712,928.38
Over/Under spending	22,867,518.71	28,963,903.91	51,831,422.62

Notes: * The use of NTA is discouraged
Notes: ** Amounts should tally with the grand total disbursement (column 27).

Certified Correct:

MARLON QUIMSON CABRIA
Date: 02-Dec-2019

Recommended by:

SISON MARLON QUIMSON
Date: 02-Dec-2019

Approved by:

RICHARDE H. VIAJE, PRO. MNSA
Date: 03-Dec-2019