
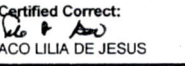


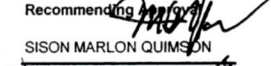
(For Off-Budgetary Funds)


Department : Department of National Defense (DND)  
 Agency/Entity : National Defense College of the Philippines  
 Operating Unit : < not applicable >  
 Organization Code : 17 003 0000000  
 Fund Cluster : 06 Business Related Funds  
 (e.g. UACS Fund Cluster: 05-Internally Generated Funds and 06-Business Related Funds)

| Particulars  | UACS CODE        | Approved Budget           |  |                           | Utilizations                |                            |                             |                            |              | Disbursements               |                            |                             |                            |                  | Balances          |                                    |           |
|--|------------------|---------------------------|--|---------------------------|-----------------------------|----------------------------|-----------------------------|----------------------------|--------------|-----------------------------|----------------------------|-----------------------------|----------------------------|------------------|-------------------|------------------------------------|-----------|
|  |                  | Approved Budgeted Revenue | Adjustments (Reductions, Modifications/ Augmentations) | Adjusted Budgeted Revenue | 1st Quarter Ending March 31 | 2nd Quarter Ending June 30 | 3rd Quarter Ending Sept. 30 | 4th Quarter Ending Dec. 31 | Total        | 1st Quarter Ending March 31 | 2nd Quarter Ending June 30 | 3rd Quarter Ending Sept. 30 | 4th Quarter Ending Dec. 31 | TOTAL            | Unutilized Budget | Unpaid Obligations (10-15)+(17-18) |           |
|  |                  |                           |  |                           |                             |                            |                             |                            |              |                             |                            |                             |                            |                  |                   | 5=[(3+(-4))]                       | 16=(5-10) |
| 1  | 2                | 3                         | 4  | 5=[(3+(-4))]              | 6                           | 7                          | 8                           | 9                          | 10=(6+7+8+9) | 11                          | 12                         | 13                          | 14                         | 15=(11+12+13+14) | 16=(5-10)         | 17                                 | 18        |
| General Administration and Support                     | 10000000000000   | 1,499,000.00              | 0.00   | 1,499,000.00              | 376,715.06                  | 142,836.15                 | 243,390.11                  | 146,346.95                 | 909,288.27   | 374,511.33                  | 142,836.15                 | 243,510.61                  | 100,789.35                 | 861,647.44       | 589,711.73        | 0.00                               | 47,640.83 |
| General management and supervision                     | 100000100001000  | 1,499,000.00              | 0.00   | 1,499,000.00              | 376,715.06                  | 142,836.15                 | 243,390.11                  | 146,346.95                 | 909,288.27   | 374,511.33                  | 142,836.15                 | 243,510.61                  | 100,789.35                 | 861,647.44       | 589,711.73        | 0.00                               | 47,640.83 |
| PS   |                  | 0.00                      | 0.00   | 0.00                      | 0.00                        | 0.00                       | 0.00                        | 0.00                       | 0.00         | 0.00                        | 0.00                       | 0.00                        | 0.00                       | 0.00             | 0.00              | 0.00                               | 0.00      |
| MOOE   |                  | 1,419,000.00              | 0.00   | 1,419,000.00              | 376,715.06                  | 142,836.15                 | 243,390.11                  | 146,346.95                 | 909,288.27   | 374,511.33                  | 142,836.15                 | 243,510.61                  | 100,789.35                 | 861,647.44       | 509,711.73        | 0.00                               | 47,640.83 |
| CO   |                  | 80,000.00                 | 0.00   | 80,000.00                 | 0.00                        | 0.00                       | 0.00                        | 0.00                       | 0.00         | 0.00                        | 0.00                       | 0.00                        | 0.00                       | 0.00             | 80,000.00         | 0.00                               | 0.00      |
| Sub-Total, General Administration and Support          |                  | 1,499,000.00              | 0.00   | 1,499,000.00              | 376,715.06                  | 142,836.15                 | 243,390.11                  | 146,346.95                 | 909,288.27   | 374,511.33                  | 142,836.15                 | 243,510.61                  | 100,789.35                 | 861,647.44       | 589,711.73        | 0.00                               | 47,640.83 |
| PS   |                  | 0.00                      | 0.00   | 0.00                      | 0.00                        | 0.00                       | 0.00                        | 0.00                       | 0.00         | 0.00                        | 0.00                       | 0.00                        | 0.00                       | 0.00             | 0.00              | 0.00                               | 0.00      |
| MOOE   |                  | 1,419,000.00              | 0.00   | 1,419,000.00              | 376,715.06                  | 142,836.15                 | 243,390.11                  | 146,346.95                 | 909,288.27   | 374,511.33                  | 142,836.15                 | 243,510.61                  | 100,789.35                 | 861,647.44       | 509,711.73        | 0.00                               | 47,640.83 |
| FinEx (if Applicable)                                  |                  | 0.00                      | 0.00   | 0.00                      | 0.00                        | 0.00                       | 0.00                        | 0.00                       | 0.00         | 0.00                        | 0.00                       | 0.00                        | 0.00                       | 0.00             | 0.00              | 0.00                               | 0.00      |
| CO   |                  | 80,000.00                 | 0.00   | 80,000.00                 | 0.00                        | 0.00                       | 0.00                        | 0.00                       | 0.00         | 0.00                        | 0.00                       | 0.00                        | 0.00                       | 0.00             | 80,000.00         | 0.00                               | 0.00      |
| Operations   | 3000000000000000 | 1,001,000.00              | 0.00   | 1,001,000.00              | 53,219.00                   | 172,025.00                 | 132,626.00                  | 0.00                       | 357,870.00   | 6,469.00                    | 45,347.50                  | 0.00                        | 295,511.47                 | 347,327.97       | 643,130.00        | 0.00                               | 10,542.03 |
| OO - Defense and Security Leaders' Capacity Improved   | 3100000000000000 | 1,001,000.00              | 0.00   | 1,001,000.00              | 53,219.00                   | 172,025.00                 | 132,626.00                  | 0.00                       | 357,870.00   | 6,469.00                    | 45,347.50                  | 0.00                        | 295,511.47                 | 347,327.97       | 643,130.00        | 0.00                               | 10,542.03 |
| NATIONAL DEFENSE AND SECURITY EDUCATION PROGRAM        | 3102000000000000 | 1,001,000.00              | 0.00   | 1,001,000.00              | 53,219.00                   | 172,025.00                 | 132,626.00                  | 0.00                       | 357,870.00   | 6,469.00                    | 45,347.50                  | 0.00                        | 295,511.47                 | 347,327.97       | 643,130.00        | 0.00                               | 10,542.03 |
| Conduct of graduate level and other courses of studies | 310200100001000  | 1,001,000.00              | 0.00   | 1,001,000.00              | 53,219.00                   | 172,025.00                 | 132,626.00                  | 0.00                       | 357,870.00   | 6,469.00                    | 45,347.50                  | 0.00                        | 295,511.47                 | 347,327.97       | 643,130.00        | 0.00                               | 10,542.03 |
| MOOE   |                  | 560,000.00                | 0.00   | 560,000.00                | 6,469.00                    | 0.00                       | 63,891.00                   | 0.00                       | 70,360.00    | 6,469.00                    | 0.00                       | 0.00                        | 61,974.27                  | 68,443.27        | 489,640.00        | 0.00                               | 1,916.73  |
| CO   |                  | 441,000.00                | 0.00   | 441,000.00                | 46,750.00                   | 172,025.00                 | 68,735.00                   | 0.00                       | 287,510.00   | 0.00                        | 45,347.50                  | 0.00                        | 233,537.20                 | 278,884.70       | 153,490.00        | 0.00                               | 8,625.30  |
| Sub-Total, Operations                                  |                  | 1,001,000.00              | 0.00   | 1,001,000.00              | 53,219.00                   | 172,025.00                 | 132,626.00                  | 0.00                       | 357,870.00   | 6,469.00                    | 45,347.50                  | 0.00                        | 295,511.47                 | 347,327.97       | 643,130.00        | 0.00                               | 10,542.03 |
| PS   |                  | 0.00                      | 0.00   | 0.00                      | 0.00                        | 0.00                       | 0.00                        | 0.00                       | 0.00         | 0.00                        | 0.00                       | 0.00                        | 0.00                       | 0.00             | 0.00              | 0.00                               | 0.00      |
| MOOE   |                  | 560,000.00                | 0.00   | 560,000.00                | 6,469.00                    | 0.00                       | 63,891.00                   | 0.00                       | 70,360.00    | 6,469.00                    | 0.00                       | 0.00                        | 61,974.27                  | 68,443.27        | 489,640.00        | 0.00                               | 1,916.73  |
| FinEx (if Applicable)                                  |                  | 0.00                      | 0.00   | 0.00                      | 0.00                        | 0.00                       | 0.00                        | 0.00                       | 0.00         | 0.00                        | 0.00                       | 0.00                        | 0.00                       | 0.00             | 0.00              | 0.00                               | 0.00      |
| CO   |                  | 441,000.00                | 0.00   | 441,000.00                | 46,750.00                   | 172,025.00                 | 68,735.00                   | 0.00                       | 287,510.00   | 0.00                        | 45,347.50                  | 0.00                        | 233,537.20                 | 278,884.70       | 153,490.00        | 0.00                               | 8,625.30  |
| GRAND TOTAL  |                  | 2,500,000.00              | 0.00   | 2,500,000.00              | 429,934.06                  | 314,861.15                 | 376,016.11                  | 146,346.95                 | 1,267,158.27 | 380,980.33                  | 188,183.65                 | 243,510.61                  | 366,300.62                 | 1,208,975.41     | 1,232,841.73      | 0.00                               | 58,182.86 |
| PS   |                  | 0.00                      | 0.00   | 0.00                      | 0.00                        | 0.00                       | 0.00                        | 0.00                       | 0.00         | 0.00                        | 0.00                       | 0.00                        | 0.00                       | 0.00             | 0.00              | 0.00                               | 0.00      |
| MOOE   |                  | 1,979,000.00              | 0.00   | 1,979,000.00              | 383,184.06                  | 142,836.15                 | 307,281.11                  | 146,346.95                 | 979,648.27   | 380,980.33                  | 142,836.15                 | 243,510.61                  | 162,763.62                 | 930,090.71       | 999,351.73        | 0.00                               | 49,557.56 |
| FinEx (if Applicable)                                  |                  | 0.00                      | 0.00   | 0.00                      | 0.00                        | 0.00                       | 0.00                        | 0.00                       | 0.00         | 0.00                        | 0.00                       | 0.00                        | 0.00                       | 0.00             | 0.00              | 0.00                               | 0.00      |
| CO   |                  | 521,000.00                | 0.00   | 521,000.00                | 46,750.00                   | 172,025.00                 | 68,735.00                   | 0.00                       | 287,510.00   | 0.00                        | 45,347.50                  | 0.00                        | 233,537.20                 | 278,884.70       | 233,490.00        | 0.00                               | 8,625.30  |

Certified Correct:  
  
 MANGLICMOT ASUNCION CABRIA  
 Accountant  
 Date: 2020-01-15 16:50:17.0

Certified Correct:  
  
 ACO LILIA DE JESUS  
 Budget Officer  
 Date:

Recommending  
  
 SISON MARLON QUIMSON  
 Director of Financial Management Service  
 Date: 2020-01-15 16:51:

Approved By:  
  
 MAJE ARCHIMEDES HOY  
 Agency/Entity Head  
 Date: 2020-01-16 07:13: