

STATEMENT OF APPROPRIATIONS, ALLOTMENTS, OBLIGATIONS, DISBURSEMENTS AND BALANCES
As at the Quarter Ending June 30, 2021

Department : Department of National Defense (DND)
 Agency/Entity : National Defense College of the Philippines
 Operating Unit : < not applicable >
 Organization Code (UACS) : 17 003 0000000
 Fund Cluster : 01 Regular Agency Fund

X	Current Year Appropriations
	Supplemental Appropriations
	Continuing Appropriations

(e.g. UACS Fund Cluster: 01-Regular Agency Fund, 02-Foreign Assisted Projects Fund, 03-Special Account-Locally Funded/Domestic Grants Fund, and 04-Special Account-Foreign Assisted/Foreign Grants Fund)

Particulars	UACS CODE	Appropriations			Allotments			Current Year Obligations					Current Year Disbursements					Balances					
		Authorized Appropriations	Adjustments (Transfer To/From, Modifications/Augmentations)	Adjusted Appropriations	Allotments Received	Adjustments (Reductions, Modifications/Augmentations)	Transfer To	Transfer From	Adjusted Total Allotments	1st Quarter Ending March 31	2nd Quarter Ending June 30	3rd Quarter Ending Sept. 30	4th Quarter Ending Dec. 31	TOTAL	1st Quarter Ending March 31	2nd Quarter Ending June 30	3rd Quarter Ending Sept. 30	4th Quarter Ending Dec. 31	TOTAL	Unreleased Appro	Unobligated Allotments	Unpaid Obligations(15-20)=(23+24)	
																						Due and Demandable	Not Yet Due and Demandable
1	2	3	4	5=(3+4)	6	7	8	9	10=(8+(-)-8+9)	11	12	13	14	15=(11+12+13+14)	16	17	18	19	20=(16+17+18+19)	21	22	23	24
Agency Specific Budget		148,751,000.00	0.00	148,751,000.00	148,289,000.00	0.00	0.00	0.00	148,289,000.00	15,577,418.94	38,844,258.01	0.00	0.00	54,221,674.95	13,388,722.82	23,690,412.03	0.00	0.00	37,079,134.85	3,482,000.00	82,087,325.05	0.00	17,142,540.30
General Administration and Support	10000000000000	81,489,000.00	0.00	81,489,000.00	78,007,000.00	0.00	0.00	0.00	78,007,000.00	8,886,721.89	27,915,500.18	0.00	0.00	34,802,221.87	5,858,925.49	12,829,309.00	0.00	0.00	18,788,234.48	3,482,000.00	43,404,778.13	0.00	15,815,987.38
General management and supervision	100000100001000	78,007,000.00	0.00	78,007,000.00	78,007,000.00	0.00	0.00	0.00	78,007,000.00	8,886,721.89	27,915,500.18	0.00	0.00	34,802,221.87	5,858,925.49	12,829,309.00	0.00	0.00	18,788,234.48	0.00	43,404,778.13	0.00	15,815,987.38
PS		17,145,000.00	0.00	17,145,000.00	17,145,000.00	0.00	0.00	0.00	17,145,000.00	3,635,408.33	5,113,877.89	0.00	0.00	8,849,284.22	3,635,408.33	5,113,877.89	0.00	0.00	8,849,284.22	0.00	8,495,715.78	0.00	0.00
MOOE		41,899,000.00	0.00	41,899,000.00	41,899,000.00	0.00	0.00	0.00	41,899,000.00	3,151,315.36	8,337,452.28	0.00	0.00	8,488,787.85	2,421,518.16	8,543,215.21	0.00	0.00	8,994,734.37	0.00	32,210,232.35	0.00	524,033.28
CO		19,183,000.00	0.00	19,183,000.00	19,183,000.00	0.00	0.00	0.00	19,183,000.00	0.00	16,484,170.00	0.00	0.00	16,484,170.00	0.00	1,172,215.90	0.00	0.00	1,172,215.90	0.00	2,898,830.00	0.00	15,291,954.10
Administration of Personnel Benefits	100000100002000	3,482,000.00	0.00	3,482,000.00	0.00	0.00	0.00	0.00	0.00	0.00	0.00	0.00	0.00	0.00	0.00	0.00	0.00	0.00	0.00	3,482,000.00	0.00	0.00	0.00
PS		3,482,000.00	0.00	3,482,000.00	0.00	0.00	0.00	0.00	0.00	0.00	0.00	0.00	0.00	0.00	0.00	0.00	0.00	0.00	0.00	3,482,000.00	0.00	0.00	0.00
Sub-Total, General Administration and Support		81,489,000.00	0.00	81,489,000.00	78,007,000.00	0.00	0.00	0.00	78,007,000.00	8,886,721.89	27,915,500.18	0.00	0.00	34,802,221.87	5,858,925.49	12,829,309.00	0.00	0.00	18,788,234.48	3,482,000.00	43,404,778.13	0.00	15,815,987.38
PS		20,807,000.00	0.00	20,807,000.00	17,145,000.00	0.00	0.00	0.00	17,145,000.00	3,635,408.33	5,113,877.89	0.00	0.00	8,849,284.22	3,635,408.33	5,113,877.89	0.00	0.00	8,849,284.22	3,482,000.00	8,495,715.78	0.00	0.00
MOOE		41,899,000.00	0.00	41,899,000.00	41,899,000.00	0.00	0.00	0.00	41,899,000.00	3,151,315.36	8,337,452.28	0.00	0.00	8,488,787.85	2,421,518.16	8,543,215.21	0.00	0.00	8,994,734.37	0.00	32,210,232.35	0.00	524,033.28
FinEx (if Applicable)		0.00	0.00	0.00	0.00	0.00	0.00	0.00	0.00	0.00	0.00	0.00	0.00	0.00	0.00	0.00	0.00	0.00	0.00	0.00	0.00	0.00	0.00
CO		19,183,000.00	0.00	19,183,000.00	19,183,000.00	0.00	0.00	0.00	19,183,000.00	0.00	16,484,170.00	0.00	0.00	16,484,170.00	0.00	1,172,215.90	0.00	0.00	1,172,215.90	0.00	2,898,830.00	0.00	15,291,954.10
Operations	30000000000000	88,282,000.00	0.00	88,282,000.00	88,282,000.00	0.00	0.00	0.00	88,282,000.00	8,890,895.25	10,728,757.83	0.00	0.00	19,819,453.08	7,431,797.13	10,861,103.03	0.00	0.00	18,292,900.16	0.00	48,862,548.92	0.00	1,328,552.92
CO : Defense and Security Leaders' Capacity Improved		88,282,000.00	0.00	88,282,000.00	88,282,000.00	0.00	0.00	0.00	88,282,000.00	8,890,895.25	10,728,757.83	0.00	0.00	19,819,453.08	7,431,797.13	10,861,103.03	0.00	0.00	18,292,900.16	0.00	48,862,548.92	0.00	1,328,552.92
NATIONAL DEFENSE AND SECURITY POLICY STUDIES PROGRAM		15,158,000.00	0.00	15,158,000.00	15,158,000.00	0.00	0.00	0.00	15,158,000.00	2,472,721.89	3,888,938.04	0.00	0.00	6,159,859.89	2,339,170.75	3,807,179.84	0.00	0.00	6,148,350.29	0.00	8,998,340.01	0.00	13,308.70
Conduct of national defense and strategic international studies	310100100001000	15,158,000.00	0.00	15,158,000.00	15,158,000.00	0.00	0.00	0.00	15,158,000.00	2,472,721.89	3,888,938.04	0.00	0.00	6,159,859.89	2,339,170.75	3,807,179.84	0.00	0.00	6,148,350.29	0.00	8,998,340.01	0.00	13,308.70
PS		8,811,000.00	0.00	8,811,000.00	8,811,000.00	0.00	0.00	0.00	8,811,000.00	1,887,071.85	3,012,634.89	0.00	0.00	4,800,208.54	1,897,871.85	3,012,634.89	0.00	0.00	4,900,208.54	0.00	4,910,793.48	0.00	0.00
MOOE		5,347,000.00	0.00	5,347,000.00	5,347,000.00	0.00	0.00	0.00	5,347,000.00	585,050.10	874,403.35	0.00	0.00	1,259,453.45	451,498.90	794,844.85	0.00	0.00	1,248,143.75	0.00	4,087,546.55	0.00	13,308.70
NATIONAL DEFENSE AND SECURITY EDUCATION PROGRAM		53,124,000.00	0.00	53,124,000.00	53,124,000.00	0.00	0.00	0.00	53,124,000.00	8,417,973.30	7,041,819.79	0.00	0.00	13,459,793.09	5,092,828.38	7,053,923.49	0.00	0.00	12,146,549.87	0.00	39,884,208.51	0.00	1,313,243.22
Conduct of graduate level and other courses of studies	310200100001000	53,124,000.00	0.00	53,124,000.00	53,124,000.00	0.00	0.00	0.00	53,124,000.00	8,417,973.30	7,041,819.79	0.00	0.00	13,459,793.09	5,092,828.38	7,053,923.49	0.00	0.00	12,146,549.87	0.00	39,884,208.51	0.00	1,313,243.22
PS		11,580,000.00	0.00	11,580,000.00	11,580,000.00	0.00	0.00	0.00	11,580,000.00	1,884,137.42	2,571,097.82	0.00	0.00	4,555,225.04	1,958,478.93	2,588,748.11	0.00	0.00	4,555,225.04	0.00	7,024,774.68	0.00	0.00
MOOE		39,544,000.00	0.00	39,544,000.00	39,544,000.00	0.00	0.00	0.00	39,544,000.00	4,433,835.88	4,470,732.17	0.00	0.00	8,904,598.05	3,138,145.45	4,455,176.38	0.00	0.00	7,591,324.83	0.00	30,859,431.95	0.00	1,313,243.22
CO		2,000,000.00	0.00	2,000,000.00	2,000,000.00	0.00	0.00	0.00	2,000,000.00	0.00	0.00	0.00	0.00	0.00	0.00	0.00	0.00	0.00	0.00	2,000,000.00	0.00	0.00	0.00

Department : Department of National Defense (DND)
 Agency/Entity : National Defense College of the Philippines
 Operating Unit : < not applicable >
 Organization Code (UACS) : 17 003 000000
 Fund Cluster : 01 Regular Agency Fund

X	Current Year Appropriations
	Supplemental Appropriations
	Continuing Appropriations

(e.g. UACS Fund Cluster: 01-Regular Agency Fund, 02-Foreign Assisted Projects Fund, 03-Special Account-Locally Funded/Domestic Grants Fund, and 04-Special Account-Foreign Assisted/Foreign Grants Fund)

Particulars	UACS CODE	Appropriations			Allotments			Current Year Obligations							Current Year Disbursements					Balances			
		Authorized Appropriations	Adjustments (Transfer/Modifications/Amendments)	Adjusted Appropriations	Allotments Received	Adjustments (Reductions/Modifications/Amendments)	Transfer To	Transfer From	Adjusted Total Allotments	1st Quarter Ending March 31	2nd Quarter Ending June 30	3rd Quarter Ending Sept. 30	4th Quarter Ending Dec. 31	TOTAL	1st Quarter Ending March 31	2nd Quarter Ending June 30	3rd Quarter Ending Sept. 30	4th Quarter Ending Dec. 31	TOTAL	Unreleased Appro	Unobligated Allotments	Unpaid Obligations (15-20)=(23+24)	
		3	4	5=(3+4)	6	7	8	9	10=[(8+)-]+8+9]	11	12	13	14	15=[(11+12+13+14)]	16	17	18	19	20=[(16+17+18+19)]	21	22	23	24
Sub-Total, Operations		68,282,000.00	0.00	68,282,000.00	68,282,000.00	0.00	0.00	0.00	68,282,000.00	8,990,895.25	10,728,757.93	0.00	0.00	19,819,653.08	7,431,797.13	10,881,103.03	0.00	0.00	18,292,900.16	0.00	46,882,548.82	0.00	1,328,552.82
PS		21,391,000.00	0.00	21,391,000.00	21,391,000.00	0.00	0.00	0.00	21,391,000.00	3,871,809.27	5,593,822.31	0.00	0.00	9,465,631.58	3,844,148.78	5,611,282.80	0.00	0.00	9,455,431.58	0.00	11,935,588.42	0.00	0.00
MOOE		44,891,000.00	0.00	44,891,000.00	44,891,000.00	0.00	0.00	0.00	44,891,000.00	5,018,885.98	5,145,135.52	0.00	0.00	10,164,021.50	3,587,648.35	5,269,820.23	0.00	0.00	8,837,468.58	0.00	34,728,978.50	0.00	1,328,552.82
FinEx (if Applicable)		0.00	0.00	0.00	0.00	0.00	0.00	0.00	0.00	0.00	0.00	0.00	0.00	0.00	0.00	0.00	0.00	0.00	0.00	0.00	0.00	0.00	0.00
CO		2,000,000.00	0.00	2,000,000.00	2,000,000.00	0.00	0.00	0.00	2,000,000.00	0.00	0.00	0.00	0.00	0.00	0.00	0.00	0.00	0.00	0.00	0.00	2,000,000.00	0.00	0.00
Sub-Total, I. Agency Specific Budget		146,751,000.00	0.00	146,751,000.00	146,289,000.00	0.00	0.00	0.00	146,289,000.00	15,577,418.94	38,844,258.01	0.00	0.00	54,221,674.95	13,388,722.62	23,680,412.03	0.00	0.00	37,079,134.65	3,482,000.00	92,087,328.05	0.00	17,142,540.30
PS		41,098,000.00	0.00	41,098,000.00	38,638,000.00	0.00	0.00	0.00	38,638,000.00	7,487,215.60	10,897,500.20	0.00	0.00	18,104,715.80	7,378,555.11	10,725,180.89	0.00	0.00	18,104,715.80	3,482,000.00	20,431,284.20	0.00	0.00
MOOE		88,590,000.00	0.00	88,590,000.00	88,590,000.00	0.00	0.00	0.00	88,590,000.00	8,170,201.34	11,482,587.81	0.00	0.00	19,852,789.16	6,008,167.51	11,793,035.44	0.00	0.00	17,802,202.95	0.00	68,937,210.85	0.00	1,850,588.20
FinEx (if Applicable)		0.00	0.00	0.00	0.00	0.00	0.00	0.00	0.00	0.00	0.00	0.00	0.00	0.00	0.00	0.00	0.00	0.00	0.00	0.00	0.00	0.00	0.00
CO		21,163,000.00	0.00	21,163,000.00	21,163,000.00	0.00	0.00	0.00	21,163,000.00	0.00	16,484,170.00	0.00	0.00	16,484,170.00	0.00	1,172,218.00	0.00	0.00	1,172,218.00	0.00	4,698,830.00	0.00	15,291,854.10
II. Automatic Appropriations		2,927,000.00	0.00	2,927,000.00	2,927,000.00	0.00	0.00	0.00	2,927,000.00	723,338.98	778,695.95	0.00	0.00	1,501,932.91	723,338.98	778,695.95	0.00	0.00	1,501,932.91	0.00	1,425,087.09	0.00	0.00
Specific Budgets of National Government Agencies		2,927,000.00	0.00	2,927,000.00	2,927,000.00	0.00	0.00	0.00	2,927,000.00	723,338.98	778,695.95	0.00	0.00	1,501,932.91	723,338.98	778,695.95	0.00	0.00	1,501,932.91	0.00	1,425,087.09	0.00	0.00
Retirement and Life Insurance Premiums		2,927,000.00	0.00	2,927,000.00	2,927,000.00	0.00	0.00	0.00	2,927,000.00	723,338.98	778,695.95	0.00	0.00	1,501,932.91	723,338.98	778,695.95	0.00	0.00	1,501,932.91	0.00	1,425,087.09	0.00	0.00
PS		2,927,000.00	0.00	2,927,000.00	2,927,000.00	0.00	0.00	0.00	2,927,000.00	723,338.98	778,695.95	0.00	0.00	1,501,932.91	723,338.98	778,695.95	0.00	0.00	1,501,932.91	0.00	1,425,087.09	0.00	0.00
Sub-Total II. Automatic Appropriations		2,927,000.00	0.00	2,927,000.00	2,927,000.00	0.00	0.00	0.00	2,927,000.00	723,338.98	778,695.95	0.00	0.00	1,501,932.91	723,338.98	778,695.95	0.00	0.00	1,501,932.91	0.00	1,425,087.09	0.00	0.00
PS		2,927,000.00	0.00	2,927,000.00	2,927,000.00	0.00	0.00	0.00	2,927,000.00	723,338.98	778,695.95	0.00	0.00	1,501,932.91	723,338.98	778,695.95	0.00	0.00	1,501,932.91	0.00	1,425,087.09	0.00	0.00
MOOE		0.00	0.00	0.00	0.00	0.00	0.00	0.00	0.00	0.00	0.00	0.00	0.00	0.00	0.00	0.00	0.00	0.00	0.00	0.00	0.00	0.00	0.00
FinEx		0.00	0.00	0.00	0.00	0.00	0.00	0.00	0.00	0.00	0.00	0.00	0.00	0.00	0.00	0.00	0.00	0.00	0.00	0.00	0.00	0.00	0.00
CO		0.00	0.00	0.00	0.00	0.00	0.00	0.00	0.00	0.00	0.00	0.00	0.00	0.00	0.00	0.00	0.00	0.00	0.00	0.00	0.00	0.00	0.00
III. Special Purpose Fund		0.00	317,085.00	317,085.00	0.00	317,085.00	0.00	0.00	317,085.00	317,085.00	0.00	0.00	0.00	317,085.00	317,085.00	0.00	0.00	0.00	317,085.00	0.00	0.00	0.00	0.00
Pension and Gratuity Fund		0.00	317,085.00	317,085.00	0.00	317,085.00	0.00	0.00	317,085.00	317,085.00	0.00	0.00	0.00	317,085.00	317,085.00	0.00	0.00	0.00	317,085.00	0.00	0.00	0.00	0.00
PS		0.00	317,085.00	317,085.00	0.00	317,085.00	0.00	0.00	317,085.00	317,085.00	0.00	0.00	0.00	317,085.00	317,085.00	0.00	0.00	0.00	317,085.00	0.00	0.00	0.00	0.00
Sub-Total III. Special Purpose Fund		0.00	317,085.00	317,085.00	0.00	317,085.00	0.00	0.00	317,085.00	317,085.00	0.00	0.00	0.00	317,085.00	317,085.00	0.00	0.00	0.00	317,085.00	0.00	0.00	0.00	0.00
PS		0.00	317,085.00	317,085.00	0.00	317,085.00	0.00	0.00	317,085.00	317,085.00	0.00	0.00	0.00	317,085.00	317,085.00	0.00	0.00	0.00	317,085.00	0.00	0.00	0.00	0.00
MOOE		0.00	0.00	0.00	0.00	0.00	0.00	0.00	0.00	0.00	0.00	0.00	0.00	0.00	0.00	0.00	0.00	0.00	0.00	0.00	0.00	0.00	0.00
FinEx		0.00	0.00	0.00	0.00	0.00	0.00	0.00	0.00	0.00	0.00	0.00	0.00	0.00	0.00	0.00	0.00	0.00	0.00	0.00	0.00	0.00	0.00
CO		0.00	0.00	0.00	0.00	0.00	0.00	0.00	0.00	0.00	0.00	0.00	0.00	0.00	0.00	0.00	0.00	0.00	0.00	0.00	0.00	0.00	0.00
IV. Reversion of the Unobligated Allotments charged against R.A. Nos. 11485 and 11484		0.00	0.00	0.00	0.00	0.00	0.00	0.00	0.00	0.00	0.00	0.00	0.00	0.00	0.00	0.00	0.00	0.00	0.00	0.00	0.00	0.00	0.00
GRAND TOTAL		152,878,000.00	317,085.00	152,895,085.00	149,218,000.00	317,085.00	0.00	0.00	149,633,085.00	18,817,818.80	39,422,853.98	0.00	0.00	58,040,672.88	14,429,124.58	24,489,007.88	0.00	0.00	38,898,132.58	3,482,000.00	83,492,392.14	0.00	17,142,540.30
PS		44,825,000.00	317,085.00	45,242,085.00	41,493,000.00	317,085.00	0.00	0.00	41,780,085.00	8,447,817.58	11,478,036.16	0.00	0.00	19,923,713.71	8,418,857.07	11,503,758.64	0.00	0.00	18,823,713.71	3,482,000.00	21,856,351.29	0.00	0.00
MOOE		88,590,000.00	0.00	88,590,000.00	88,590,000.00	0.00	0.00	0.00	88,590,000.00	8,170,201.34	11,482,587.81	0.00	0.00	19,852,789.16	6,008,167.51	11,793,035.44	0.00	0.00	17,802,202.95	0.00	68,937,210.85	0.00	1,850,588.20


Department : Department of National Defense (DND)
 Agency/Entity : National Defense College of the Philippines
 Operating Unit : < not applicable >
 Organization Code (UACS) : 17 003 0000000
 Fund Cluster : 01 Regular Agency Fund

X	Current Year Appropriations
	Supplemental Appropriations
	Continuing Appropriations


(e.g. UACS Fund Cluster: 01-Regular Agency Fund, 02-Foreign Assisted Projects Fund, 03-Special Account-Locally Funded/Domestic Grants Fund, and 04-Special Account-Foreign Assisted/Foreign Grants Fund)

Particulars	UACS CODE	Appropriations			Allotments				Current Year Obligations					Current Year Disbursements					Balances				
		Authorized Appropriations	Adjustments (Transfer To/From, Modifications/Augmentations)	Adjusted Appropriations	Allotments Received	Adjustments (Reductions/Modifications/Augmentations)	Transfer To	Transfer From	Adjusted Total Allotments	1st Quarter Ending March 31	2nd Quarter Ending June 30	3rd Quarter Ending Sept. 30	4th Quarter Ending Dec. 31	TOTAL	1st Quarter Ending March 31	2nd Quarter Ending June 30	3rd Quarter Ending Sept. 30	4th Quarter Ending Dec. 31	TOTAL	Unreleased Appro	Unobligated Allotments	Unpaid Obligations (15-20)=(23+24)	
																						Due and Demandable	Not Yet Due and Demandable
1	2	3	4	5=(3+4)	6	7	8	9	10=[(6+)-(7)-8+9]	11	12	13	14	15=[(11+12+13+14)]	16	17	18	19	20=[(16+17+18+19)]	21	22	23	24
CO		21,163,000.00	0.00	21,163,000.00	21,163,000.00	0.00	0.00	0.00	21,163,000.00	0.00	16,484,170.00	0.00	0.00	16,484,170.00	0.00	1,172,215.90	0.00	0.00	1,172,215.90	0.00	4,898,830.00	0.00	15,291,954.10
Recapitulation by OO:																							
L Agency Specific Budget		88,282,000.00	0.00	88,282,000.00	88,282,000.00	0.00	0.00	0.00	88,282,000.00	8,890,895.25	10,728,757.83	0.00	0.00	19,619,653.08	7,431,797.13	10,881,103.03	0.00	0.00	18,292,900.16	0.00	48,982,548.92	0.00	1,328,552.02
NATIONAL DEFENSE AND SECURITY POLICY STUDIES PROGRAM		15,158,000.00	0.00	15,158,000.00	15,158,000.00	0.00	0.00	0.00	15,158,000.00	2,472,721.85	3,888,938.04	0.00	0.00	6,361,659.89	2,338,179.76	3,807,179.54	0.00	0.00	8,146,959.29	0.00	8,998,340.01	0.00	13,308.70
NATIONAL DEFENSE AND SECURITY EDUCATION PROGRAM		53,124,000.00	0.00	53,124,000.00	53,124,000.00	0.00	0.00	0.00	53,124,000.00	8,417,873.30	7,041,819.78	0.00	0.00	13,459,793.09	5,092,828.38	7,053,923.49	0.00	0.00	12,148,549.87	0.00	38,884,208.91	0.00	1,313,243.22


Certified Correct:


 ASUNCION C. MANALIGOT, CPA
 Accountant III
 Head, Accounting Section
 Date: July 06, 2021

Recommending Approval:


 LILIA D. ACO
 Administrative Officer V
 Acting Chief, Financial and Management Division
 Date: July 06, 2021

Approved by:


 ARCHIMEDES H. VIAJE, PhD, MNSA, CESE
 President
 Date: July 06, 2021

STATEMENT OF APPROPRIATIONS, ALLOTMENTS, OBLIGATIONS, DISBURSEMENTS AND BALANCES
As at the Quarter Ending June 30, 2021

Department: Department of National Defense (DND)
 Agency: National Defense College of the Philippines
 Operating Unit: < not applicable >
 Organization Code (UACS): 17 003 0000000
 Fund Cluster: 01 Regular Agency Fund
 (e.g. UACS Fund Cluster: 01-Regular Agency Fund, 02-Foreign Assisted Projects Fund, 03-Special Account-Locally Funded/Domestic Grants Fund, and 04-Special Account-Foreign Assisted/Foreign Grants Fund)

	Current Year Appropriations
	Supplemental Appropriations
X	Continuing Appropriations


Particulars	UACS CODE	Appropriations			Allotments			Current Year Obligations					Current Year Disbursements					Balances						
		Authorized Appropriations	Adjustments (Transfer To/From, Reallignment)	Adjusted Appropriations	Allotments Received	Adjustments (Withdrawal, Reallignment)	Transfer To	Transfer From	Adjusted Total Allotments	1st Quarter Ending March 31	2nd Quarter Ending June 30	3rd Quarter Ending Sept. 30	4th Quarter Ending Dec. 31	TOTAL	1st Quarter Ending March 31	2nd Quarter Ending June 30	3rd Quarter Ending Sept. 30	4th Quarter Ending Dec. 31	TOTAL	Unreleased Appro	Unobligated Allotments	Unpaid Obligations		
		3	4	5=(3+4)	6	7	8	9	10=[(6+(-)-7)+8+9]	11	12	13	14	15=(11+12+13+14)	16	17	18	19	20=(16+17+18+19)	21=(5-10)	22=(10-15)	23	24	
I. Continuing Appropriations		18,980,943.31	0.00	18,980,943.31	18,980,943.31	0.00	0.00	0.00	18,980,943.31	1,980,147.31	5,424,832.82	0.00	0.00	7,384,879.03	1,155,603.50	2,124,870.15	0.00	0.00	3,280,473.65	0.00	11,675,983.39	0.00	4,104,808.28	
L Agency Specific Budget		18,980,943.31	0.00	18,980,943.31	18,980,943.31	0.00	0.00	0.00	18,980,943.31	1,980,147.31	5,424,832.82	0.00	0.00	7,384,879.03	1,155,603.50	2,124,870.15	0.00	0.00	3,280,473.65	0.00	11,675,983.39	0.00	4,104,808.28	
General Administration and Support	10000000000000	4,297,798.91	0.00	4,297,798.91	4,297,798.91	0.00	0.00	0.00	4,297,798.91	896,721.09	444,878.00	0.00	0.00	1,341,399.09	882,788.28	460,397.27	0.00	0.00	1,333,185.55	0.00	2,858,387.82	0.00	8,213.54	
General management and supervision	100000100001000	3,513,798.91	0.00	3,513,798.91	3,513,798.91	0.00	0.00	0.00	3,513,798.91	896,721.09	444,878.00	0.00	0.00	1,341,399.09	882,788.28	460,397.27	0.00	0.00	1,333,185.55	0.00	2,172,387.82	0.00	8,213.54	
PS		2,516,787.90	0.00	2,516,787.90	2,516,787.90	0.00	0.00	0.00	2,516,787.90	138,970.98	222,100.00	0.00	0.00	359,070.98	127,927.12	231,143.88	0.00	0.00	359,070.98	0.00	2,157,888.92	0.00	0.00	
MOOE		983,029.01	0.00	983,029.01	983,029.01	0.00	0.00	0.00	983,029.01	758,750.11	222,578.00	0.00	0.00	982,328.11	754,861.16	219,253.41	0.00	0.00	974,114.57	0.00	700.90	0.00	8,213.54	
CO		14,000.00	0.00	14,000.00	14,000.00	0.00	0.00	0.00	14,000.00	0.00	0.00	0.00	0.00	0.00	0.00	0.00	0.00	0.00	0.00	0.00	784,000.00	0.00	0.00	
Administration of Personnel Benefits	100000100002000	784,000.00	0.00	784,000.00	784,000.00	0.00	0.00	0.00	784,000.00	0.00	0.00	0.00	0.00	0.00	0.00	0.00	0.00	0.00	0.00	0.00	784,000.00	0.00	0.00	
PS		784,000.00	0.00	784,000.00	784,000.00	0.00	0.00	0.00	784,000.00	0.00	0.00	0.00	0.00	0.00	0.00	0.00	0.00	0.00	0.00	0.00	784,000.00	0.00	0.00	
Sub-Total, General Administration and Support		4,297,798.91	0.00	4,297,798.91	4,297,798.91	0.00	0.00	0.00	4,297,798.91	896,721.09	444,878.00	0.00	0.00	1,341,399.09	882,788.28	460,397.27	0.00	0.00	1,333,185.55	0.00	2,858,387.82	0.00	8,213.54	
PS		3,300,787.90	0.00	3,300,787.90	3,300,787.90	0.00	0.00	0.00	3,300,787.90	138,970.98	222,100.00	0.00	0.00	359,070.98	127,927.12	231,143.88	0.00	0.00	359,070.98	0.00	2,841,898.92	0.00	0.00	
MOOE		983,029.01	0.00	983,029.01	983,029.01	0.00	0.00	0.00	983,029.01	758,750.11	222,578.00	0.00	0.00	982,328.11	754,861.16	219,253.41	0.00	0.00	974,114.57	0.00	700.90	0.00	8,213.54	
FinEx (if Applicable)		0.00	0.00	0.00	0.00	0.00	0.00	0.00	0.00	0.00	0.00	0.00	0.00	0.00	0.00	0.00	0.00	0.00	0.00	0.00	14,000.00	0.00	0.00	
CO		14,000.00	0.00	14,000.00	14,000.00	0.00	0.00	0.00	14,000.00	0.00	0.00	0.00	0.00	0.00	0.00	0.00	0.00	0.00	0.00	0.00	0.00	14,000.00	0.00	0.00
Operations	30000000000000	14,883,148.40	0.00	14,883,148.40	14,883,148.40	0.00	0.00	0.00	14,883,148.40	1,083,428.22	4,080,154.82	0.00	0.00	8,043,580.84	272,715.22	1,874,272.88	0.00	0.00	1,946,888.10	0.00	8,819,585.58	0.00	4,098,592.74	
OUTRANS and Security Leaders' Capacity Improved		14,883,148.40	0.00	14,883,148.40	14,883,148.40	0.00	0.00	0.00	14,883,148.40	1,083,428.22	4,080,154.82	0.00	0.00	8,043,580.84	272,715.22	1,874,272.88	0.00	0.00	1,946,888.10	0.00	8,819,585.58	0.00	4,098,592.74	
NATIONAL DEFENSE AND SECURITY POLICY STUDIES PROGRAM		8,977,918.02	0.00	8,977,918.02	8,977,918.02	0.00	0.00	0.00	8,977,918.02	189,535.73	4,212,328.20	0.00	0.00	4,381,891.03	154,535.73	904,804.40	0.00	0.00	1,059,340.13	0.00	4,598,054.09	0.00	3,322.82	
Conduct of national defense and strategic international studies	310100100001000	8,977,918.02	0.00	8,977,918.02	8,977,918.02	0.00	0.00	0.00	8,977,918.02	189,535.73	4,212,328.20	0.00	0.00	4,381,891.03	154,535.73	904,804.40	0.00	0.00	1,059,340.13	0.00	4,598,054.09	0.00	3,322.82	
PS		391,337.99	0.00	391,337.99	391,337.99	0.00	0.00	0.00	391,337.99	0.00	0.00	0.00	0.00	0.00	0.00	0.00	0.00	0.00	0.00	0.00	391,337.99	0.00	0.00	
MOOE		4,823,898.03	0.00	4,823,898.03	4,823,898.03	0.00	0.00	0.00	4,823,898.03	189,535.73	917,553.20	0.00	0.00	1,087,088.93	154,535.73	904,804.40	0.00	0.00	1,059,340.13	0.00	3,538,907.10	0.00	27,748.80	
CO		3,862,882.00	0.00	3,862,882.00	3,862,882.00	0.00	0.00	0.00	3,862,882.00	0.00	3,294,773.00	0.00	0.00	3,294,773.00	0.00	0.00	0.00	0.00	0.00	0.00	688,109.00	0.00	3,284,773.00	
NATIONAL DEFENSE AND SECURITY EDUCATION PROGRAM		5,685,230.38	0.00	5,685,230.38	5,685,230.38	0.00	0.00	0.00	5,685,230.38	893,890.49	787,828.42	0.00	0.00	1,881,718.91	118,178.49	788,468.48	0.00	0.00	887,847.07	0.00	4,023,511.47	0.00	774,070.94	
Conduct of graduate level and other courses of studies	310200100001000	5,685,230.38	0.00	5,685,230.38	5,685,230.38	0.00	0.00	0.00	5,685,230.38	893,890.49	787,828.42	0.00	0.00	1,881,718.91	118,178.49	788,468.48	0.00	0.00	887,847.07	0.00	4,023,511.47	0.00	774,070.94	
PS		1,233,339.08	0.00	1,233,339.08	1,233,339.08	0.00	0.00	0.00	1,233,339.08	218,500.00	0.00	0.00	0.00	218,500.00	24,500.00	195,000.00	0.00	0.00	218,500.00	0.00	1,013,839.08	0.00	0.00	
MOOE		3,834,891.30	0.00	3,834,891.30	3,834,891.30	0.00	0.00	0.00	3,834,891.30	389,194.49	787,828.42	0.00	0.00	1,157,020.91	93,879.49	287,828.42	0.00	0.00	391,505.91	0.00	2,877,870.39	0.00	785,515.00	
CO		817,000.00	0.00	817,000.00	817,000.00	0.00	0.00	0.00	817,000.00	285,198.00	2.00	0.00	0.00	285,198.00	0.00	278,842.08	0.00	0.00	278,842.08	0.00	331,802.00	0.00	8,555.94	


Department: Department of National Defense (DND)
 Agency: National Defense College of the Philippines
 Operating Unit: < not applicable >
 Organization Code (UACS): 17 003 000000
 Fund Cluster: 01 Regular Agency Fund


	Current Year Appropriations
	Supplemental Appropriations
X	Continuing Appropriations

(e.g. UACS Fund Cluster: 01-Regular Agency Fund, 02-Foreign Assisted Projects Fund, 03-Special Account-Locally Funded/Domestic Grants Fund, and 04-Special Account-Foreign Assisted/Foreign Grants Fund)

Particulars	UACS CODE	Appropriations			Allotments			Current Year Obligations					Current Year Disbursements					Balances					
		Authorized Appropriations	Adjustments (Transfer To/From, Realignment)	Adjusted Appropriations	Allotments Received	Adjustments (Withdrawal, Realignment)	Transfer To	Transfer From	Adjusted Total Allotments	1st Quarter Ending March 31	2nd Quarter Ending June 30	3rd Quarter Ending Sept. 30	4th Quarter Ending Dec. 31	TOTAL	1st Quarter Ending March 31	2nd Quarter Ending June 30	3rd Quarter Ending Sept. 30	4th Quarter Ending Dec. 31	TOTAL	Unreleased Appro	Unobligated Allotments	Unpaid Obligations	
																						Die and Demandable	Not Yet Due and Demandable
1	2	3	4	5=(3+4)	6	7	8	9	10=[(8+(-)7)-8+9]	11	12	13	14	15=(11+12+13+14)	16	17	18	19	20=(16+17+18+19)	21=(5-10)	22=(10-15)	23	24
Sub-Total, Operations		14,883,148.40	0.00	14,883,148.40	14,883,148.40	0.00	0.00	0.00	14,883,148.40	1,083,428.22	4,980,154.82	0.00	0.00	8,043,580.84	272,715.22	1,874,272.88	0.00	0.00	1,848,988.10	0.00	8,818,565.56	0.00	4,098,592.74
PS		1,824,877.07	0.00	1,824,877.07	1,824,877.07	0.00	0.00	0.00	1,824,877.07	219,600.00	0.00	0.00	0.00	219,600.00	24,500.00	195,000.00	0.00	0.00	219,500.00	0.00	1,405,177.07	0.00	0.00
MOOE		8,458,587.33	0.00	8,458,587.33	8,458,587.33	0.00	0.00	0.00	8,458,587.33	558,730.22	1,885,379.82	0.00	0.00	2,244,109.84	248,215.22	1,202,830.82	0.00	0.00	1,450,846.04	0.00	8,214,477.49	0.00	783,283.80
FinEx (if Applicable)		0.00	0.00	0.00	0.00	0.00	0.00	0.00	0.00	0.00	0.00	0.00	0.00	0.00	0.00	0.00	0.00	0.00	0.00	0.00	0.00	0.00	0.00
CO		4,579,882.00	0.00	4,579,882.00	4,579,882.00	0.00	0.00	0.00	4,579,882.00	285,188.00	3,294,775.00	0.00	0.00	3,579,971.00	0.00	278,842.08	0.00	0.00	278,842.08	0.00	888,911.00	0.00	3,303,328.94
III. Unobligated Allotment Balances pursuant to RA Nos. 11519 and 11520		0.00	0.00	0.00	0.00	0.00	0.00	0.00	0.00	0.00	0.00	0.00	0.00	0.00	0.00	0.00	0.00	0.00	0.00	0.00	0.00	0.00	0.00
CO		0.00	0.00	0.00	0.00	0.00	0.00	0.00	0.00	0.00	0.00	0.00	0.00	0.00	0.00	0.00	0.00	0.00	0.00	0.00	0.00	0.00	0.00
GRAND TOTAL		18,860,943.31	0.00	18,860,943.31	18,860,943.31	0.00	0.00	0.00	18,860,943.31	1,860,147.31	5,424,832.82	0.00	0.00	7,384,978.03	1,155,503.50	2,124,870.15	0.00	0.00	3,280,173.65	0.00	11,575,983.38	0.00	4,104,808.28
PS		4,925,444.97	0.00	4,925,444.97	4,925,444.97	0.00	0.00	0.00	4,925,444.97	389,470.88	222,100.00	0.00	0.00	578,570.88	152,427.12	428,143.88	0.00	0.00	578,570.88	0.00	4,348,873.99	0.00	0.00
MOOE		8,441,818.34	0.00	8,441,818.34	8,441,818.34	0.00	0.00	0.00	8,441,818.34	1,318,460.33	1,607,957.82	0.00	0.00	3,228,437.95	1,003,078.38	1,421,884.23	0.00	0.00	2,424,980.81	0.00	8,215,178.39	0.00	801,477.34
FinEx (if Applicable)		0.00	0.00	0.00	0.00	0.00	0.00	0.00	0.00	0.00	0.00	0.00	0.00	0.00	0.00	0.00	0.00	0.00	0.00	0.00	0.00	0.00	0.00
CO		4,593,882.00	0.00	4,593,882.00	4,593,882.00	0.00	0.00	0.00	4,593,882.00	285,188.00	3,294,775.00	0.00	0.00	3,579,971.00	0.00	278,842.08	0.00	0.00	278,842.08	0.00	1,013,911.00	0.00	3,303,328.94

Certified Correct:

 ASUNCION C MANGLICMOT, CPA
 Accountant III
 Head, Accounting Section
 Date: July 06, 2021

Recommending Approval:

 LILIA D JACO
 Administrative Officer V
 Acting Chief, Financial and Management Division
 Date: July 06, 2021

Approved by:

 ARCHIMEDES H VIAJE, PhD, MNSA, CESE
 President
 Date: July 06, 2021